



UNIVERSITY OF
MARYLAND



2021 GRADUATION SURVEY

2021 Graduation Survey Report

Bachelor's Level Graduates

Survey Administration and Statistical Analysis

Kelley Bishop University Career Center & The President's Promise
Sharon Ousman University Career Center & The President's Promise

Research and Data Analysis Assistance

Karen Nguyen University Career Center & The President's Promise
David Obajemu University Career Center & The President's Promise
Girish Saraf University Career Center & The President's Promise

College Survey Coordination

Candice Duncan College of Agriculture and Natural Resources
Casey Miller College of Agriculture and Natural Resources
Crystal Sehlke College of Behavioral and Social Sciences
Gabe Pickett College of Behavioral and Social Sciences
Christopher Cooks College of Education
Ebony Shockley College of Education
Kate Juhl College of Arts and Humanities
Caroline Bodnar College of Arts and Humanities
Rebecca Ryan College of Computer, Mathematical, and Natural Sciences
Jeffrey Cho College of Computer, Mathematical, and Natural Sciences
Rachel Wobrak College of Computer, Mathematical, and Natural Sciences
Vedat Diker College of Information Studies
Josh Madden Philip Merrill College of Journalism
Kristen Tapper School of Architecture, Planning and Preservation
Linda LeNoir School of Architecture, Planning and Preservation
Heidi Sauber A. James Clark School of Engineering
Ashlee Chicoine Robert H. Smith School of Business
Sandra Staub Robert H. Smith School of Business
Lauren Meier School of Public Health
Brittany Bugbee School of Public Health
Bryan Kempton School of Public Policy

Data Collection Assistance

Kate Blanch Office of the Vice President for Student Affairs
Frank Rojas Institutional Research, Planning & Assessment

Questions or Requests for Additional Data

Erin Rooney-Eckel erooney@umd.edu 301.314.2777

Table of Contents

The 2021 Graduation Survey: Method and Process.....	3
UNIVERSITY-WIDE GRADUATE SURVEY REPORT	6
College of Agriculture and Natural Resources.....	17
College of Arts and Humanities	24
College of Behavioral and Social Sciences	31
College of Computer, Mathematical, and Natural Sciences.....	39
College of Education	46
College of Information Studies	52
The A. James Clark School of Engineering	58
Phillip Merrill College of Journalism	65
School of Architecture, Planning, and Preservation.....	71
School of Public Health	77
School of Public Policy	84
The Robert H. Smith School of Business.....	90
ADDITIONAL REPORTS	96
College Park Scholars.....	97
Honors College.....	103
Letters and Sciences	111
Undergraduate Studies.....	119
APPENDIX I	122

The 2021 Graduation Survey: Method and Process

The **Graduation Survey** is administered by the University Career Center & The President's Promise (the Center). The survey captures career-related outcomes of bachelor's degree level graduates, as well as data on participation in co-curricular and extracurricular activities during the graduate's tenure at the University of Maryland, College Park. This year's report captures outcomes of bachelor's level graduates within the 2020-2021 academic year including August 2020, December 2020 and May 2021 graduations.

Method

The 2021 Graduation Survey followed the same process and incorporated the same survey items as the 2014-2020 surveys, which were based on standards established by the National Association of Colleges and Employers (NACE). Survey data collection was conducted electronically through an instrument created in Qualtrics. In addition to responses on the survey, data were also collected via other channels including social media profiles (primarily LinkedIn), information from college/department staff, reports from employers and data from the National Student Clearinghouse.

Survey Pool

Initial survey invitations were sent prior to each graduation to a list of students who had applied for graduation in that semester (list obtained from the University of Maryland Data Warehouse). The Office of the Registrar completed degree clearances and conferred degrees approximately one month after graduation, at which point the survey pool was limited to only those students that had in fact earned a degree in the 2020-2021 academic year.

Time Frame

Based on NACE standards, data collection is normally conducted within a window of time starting with each graduation and ending six months after the May graduation. Due to the complications and disruptions caused by COVID-19, data gathering was extended this year an additional two months past the standard protocol, up until March 2022. Collection efforts were rolled out in three phases:

Phase One

Initial emails were sent to students intending to graduate approximately three weeks before commencement. Graduates continued to receive weekly reminders until a few weeks after graduation. After that point, additional reminders were sent on a bi-weekly basis.

Phase Two

At the three-month post-graduation mark, requests to complete the survey were again emailed to graduates that had not yet responded. Students that responded in PHASE ONE and reported an *unplaced* status were resurveyed and asked to update their outcome.

Phase Three

Toward the end of the survey window (mid-November through December) the Center shared with colleges/departments lists of their graduates that had not yet completed the survey or had reported an *unplaced* status. Colleges/departments were asked to supply any additional student outcome information of which they had knowledge (e.g., a department administrative assistant that received a personal email from a graduate related to a recently landed job). Additional outcome data were sourced from searches on LinkedIn and other social media sites, conducted either by the colleges/departments or by Center staff. The Center also obtained information about enrollment in graduate-level programs

from the National Student Clearinghouse via assistance from the Office of Institutional Research, Planning and Assessment. Data received from channels other than the survey were coded to identify the source and help ensure that information was legitimate and verifiable.

Definitions

While graduates could report one of nine statuses, for the purpose of this report outcomes are generally divided into the following categories:

Placed includes **employment** (either full or part-time), **continuing education** (of any type – graduate school, second bachelor’s degree, certificate programs, etc.), **starting a business/organization**, participating in a **service or volunteer program** (such as the Peace Corps) or **military service**.

Unplaced includes graduates that reported **actively seeking employment** as well as graduates that reported an **intention to pursue a graduate degree, but had not yet been accepted or admitted**.

Unresolved includes students that responded to the survey during *Phase One* and reported an Unplaced status, but for whom no additional information could be collected in subsequent phases—neither through eventual response to the survey, lookups on social media sites, reports from employers, information from schools/colleges, nor the National Student Clearinghouse. In other words, the only information available was the intent of the student to commence a job search or graduate school application process, but not about the conclusion; hence the term, “unresolved.”

Not Seeking includes students that reported they were not seeking employment or continuing education. These students were omitted from the calculation of placement rates.

Other Clarifications

Some assumptions were inherent in interpreting data collected from sources other than the official *Graduation Survey* instrument.

☺ **Employment**

For outcome data collected from social media sites, graduate profiles indicating post-graduate employment were considered to be employed full-time unless information about part-time status was explicitly provided or available.

☺ **College and Department Surveys**

The Center received data from some colleges/departments that conducted internal surveys containing career outcome questions. Of note, in some cases these surveys were conducted significantly prior to the Graduation Survey data collection timeframe initiated at graduation. When appropriate, data were integrated into the official reporting database during *Phase Three* data collection efforts. However, responders to pre-graduation college/department surveys that reported an unplaced status were still classified as non-responders unless they also responded to the official Graduation Survey.

☺ **Volunteer/Service**

Students that reported a status of *Employed* but indicated their employer as Teach for America, Peace Corps, AmeriCorps, City Year or one of many well-known volunteer/service programs were re-coded in the *Volunteer/Service* category for purposes of this report.

☺ **Employment Vs. Continuing Education**

Some *Phase Three* data collection efforts overlapped each other. There were instances where report of a graduate's employment was obtained from one source, but simultaneously a report of continuing education was obtained from the National Student Clearinghouse. Reports regarding employment were given precedence over continuing education information received from the Clearinghouse, with the assumption that the graduate would be attending the continuing education program part-time.

☺ **Clearinghouse vs. Other Reports**

In the cases where report of a graduate pursuing continuing education was obtained from both the National Student Clearinghouse and another source, but details about that enrollment were in conflict (program, school, etc.), the Clearinghouse data were considered the most accurate.

☺ **Social Media Profiles**

When conducting research on graduates via social media sites, staff were instructed to identify how recently the profile appeared to have been updated.

- Students were recorded as *Unplaced* if their profile summary or headline referenced their recent graduation and that they were actively seeking employment.
- For *Employment*, any work-related position reported in the profile with a start date **after** the individual's graduation date was considered post-graduate employment.
- If a position listed on the profile indicated a start date prior to graduation but contained clear evidence that the profile had been updated since graduation, the position was recorded as post-graduate employment. If there was no evidence that the profile had been updated, the employment was not recorded.
- Staff were asked to record URLs of student profiles for later review and verification.

Tabulations

Each graduate was counted only once in the University-wide report section. Graduates with double majors and/or double degrees were counted in their respective college reports; however, if the second degree occurred within the same college, the graduate was only counted once in the college-specific report. Graduates that participated in the Honors College or College Park Scholars programs were included in those reports in addition to being included in specific college report(s) as appropriate. In addition, although Letters & Sciences students ultimately select majors and are counted in the various college reports, a separate report was generated to include graduates who at any point in their University of Maryland tenure were Letters & Sciences students.

In some cases, percentages do not sum to 100%. For questions where graduates could "check all that apply," denominators are based on total number of graduates completing that question, not on total number of checks reported for all categories in that question. A student checking three (3) response categories would count only once toward the denominator, not three times. For other questions, the difference between the sum and 100% should be small (+/- 1%) and is attributable to rounding error. All rounding was done on final calculations/results. Most values in the report were calculated via Microsoft Excel and full decimal places were retained in intermediate steps.

The order of college reports that follows is based on how the colleges appear in the University of Maryland Data Warehouse reports.

University of Maryland

2021 University-Wide Graduate Survey Report

As of January 2022, data from 5,604 of 7,512 graduating students receiving a bachelor's degree from the University of Maryland between August 2020 and May 2021 had been collected, via the survey or other means, resulting in a knowledge rate of 75%. Most graduates were entering the workforce.



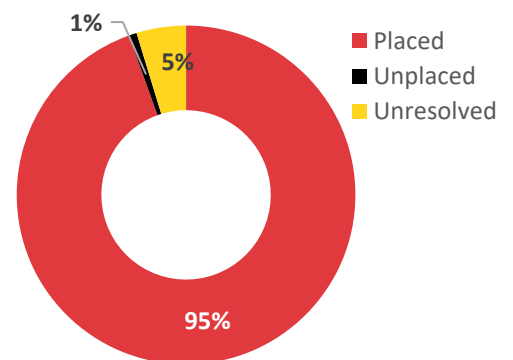
Survey Response Rate
42%



Knowledge Rate
75%

2021 GRADUATE OUTCOMES	#	%
Employed FT	3,650	66%
Employed PT	136	2%
Continuing Education	1,363	24%
Volunteering or in service program	29	1%
Serving in the Military	32	1%
Starting a business	52	1%
Unplaced*	42	1%
Unresolved*	263	5%
Total	5,567	100%
Not Seeking	37	

TOTAL PLACEMENT - 95%



* Includes graduates who are restarting their job search or had a job offer rescinded by an employer.



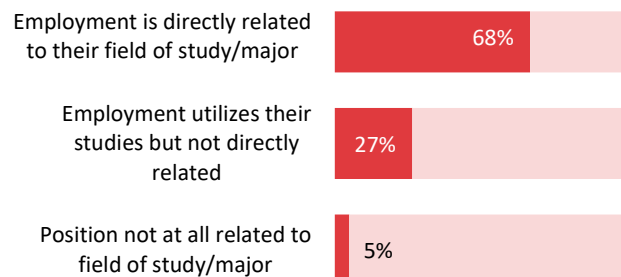
NATURE OF POSITION

Based on the 1,739 students who completed the entire employment outcome section of the survey:

94% of employment is either directly aligned with their career goals (55%) or is a stepping stone (39%) toward their ultimate career goals.



95% of employment is either directly related to their field of study/major (68%) or utilizes knowledge, skills, and abilities gained through their study (27%).





SALARY

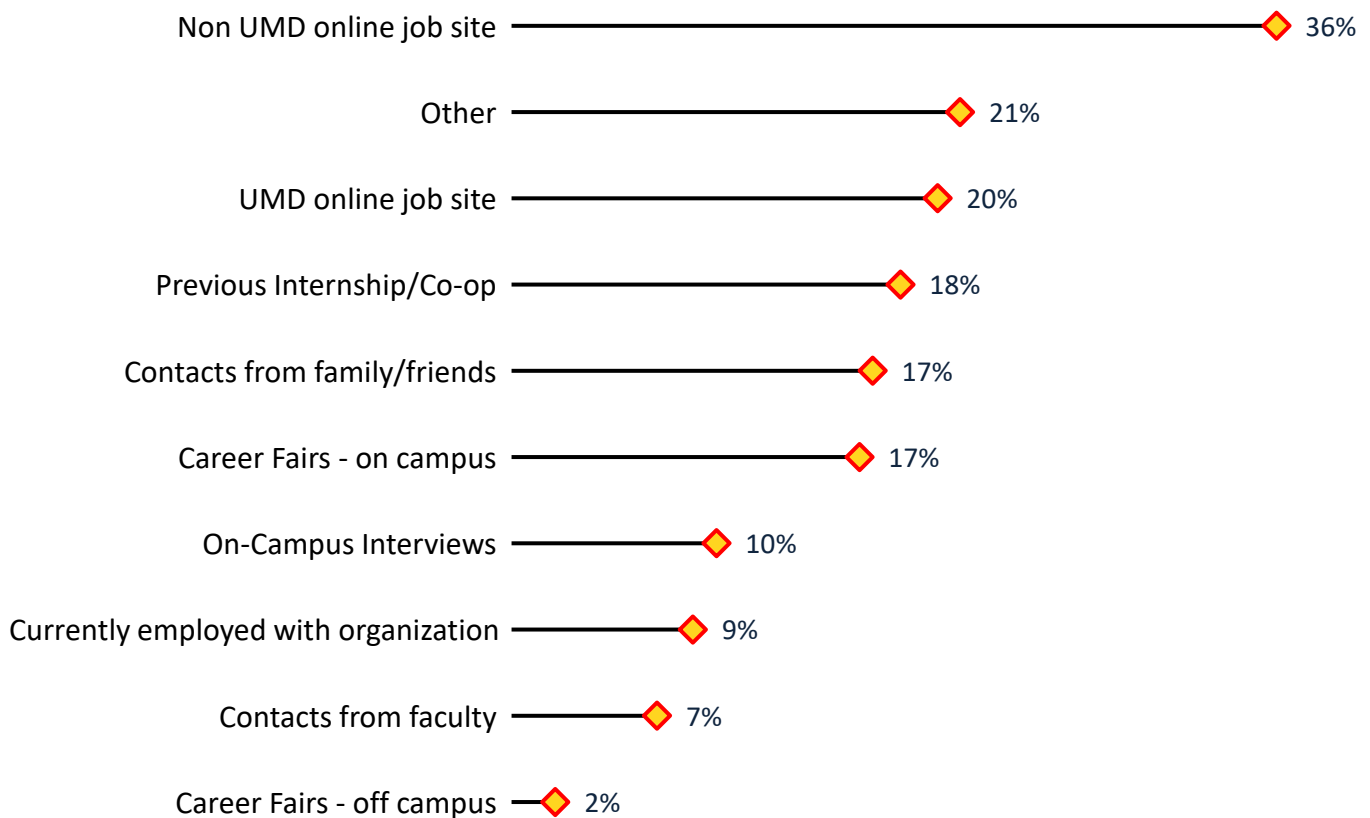
Salary information was reported by 1,602 graduates entering full-time employment. Of these, 542 indicated they were receiving some type of first year bonus (median bonus \$5,749.25).

Reported Salaries 1,602	25 th Percentile \$50,320.72	50 th Percentile \$ 66,557.07	75 th Percentile \$ 77,707.79
-----------------------------------	---	--	--



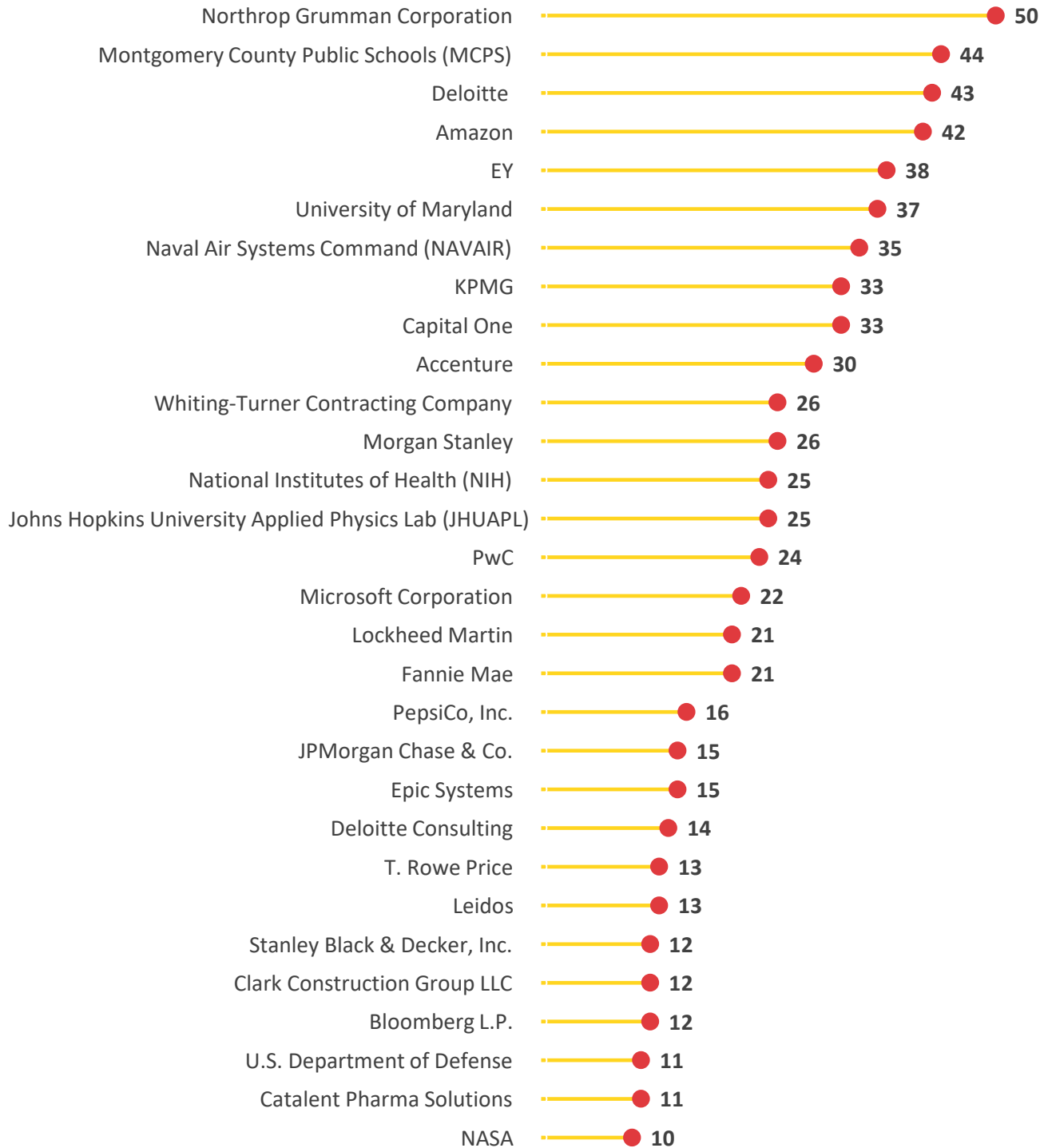
EMPLOYMENT SEARCH

Method Used to Find Employment



Items entered for “Other” included applying online directly with employer/employee websites; social media (e.g., LinkedIn); college ListServs/digest/newsletters; referrals; college/clubs/mentorship; virtual on-campus interviews; recruiters; career center events; and internships.

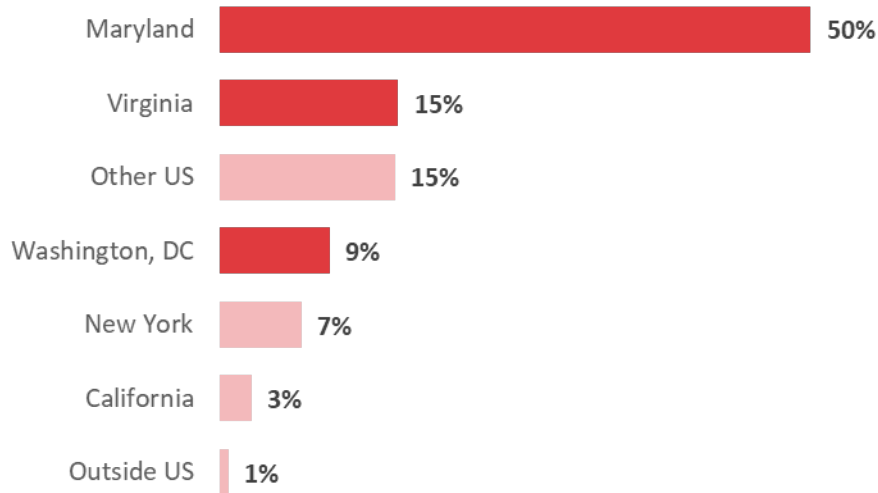
TOP EMPLOYERS






EMPLOYMENT LOCATIONS

Employment locations were identified for 2,250 graduates. Of the total, 75% (1,115) reported employment in the region: 50% in Maryland (1,115), followed by 15% in Virginia (337), and 9% in Washington, DC (207).



TOP 10 CITIES OUTSIDE OF MD/DC/VA





STARTING A BUSINESS/ORGANIZATION

Fifty-two (52) graduates started their own business or organization based on surveys and social media searches. Not all that indicated starting a business provided names or descriptions. The following were verified via internet searches:

AE Quality Landscaping LLC *A family-owned landscape maintenance company that follows best practices and provides services including lawn services, plant installation, masonry, concrete, 3D modeling, landscape design, and landscape renders*

ARTby TENDE *A UX/UI Designer and visual artist who creates a variety of designs including prints and art on wood, paper and sticker highlighting Black femininity and Afro-Unity*

Camp Segal LLC *A company that offers a series of small summer sports camps and activities for kids in elementary and middle school in New Jersey and New York*

Ferris Media *An independent filmmaker, videographer, and photographer helping brands connect with their audiences through visual communication strategies and video production*

First Serve Tennis *A tennis academy that provides tennis clinics, lessons, and tournaments for players of all ages and levels in New Jersey*

Mod Bars LLC *A company that produces nutritious, affordable, filling snack bars that caters for people with special dietary restrictions*

Nothing BUT NIL *A full-service management company that represents collegiate athletes in all matters that involve their name, image, and likeness: improving their social media outreach, composing press releases about their accomplishments, and helping them find endorsements while protecting their privacy.*

SweetsbyCaroline LLC *A baking business specializing in gluten free French macarons, boutique style cakes, and other desserts for weddings, engagements, and other events*

Transformed Events LLC *An event planning business that focuses on wedding planning and coordination*

UFlourish Consulting *A branding consultancy that offers brand discovery, development, design, and delivery to individuals and small businesses*



SERVICE/VOLUNTEER PROGRAMS

Twenty-nine (29) graduates based on survey and other data plans to participate in a service or volunteer program after graduation. Programs reported include:

- ☑ AmeriCorps (6)
- ☑ Teach For America (2)
- ☑ Chesapeake Conservation Corps (2)
- ☑ Others (19) including City Year (1); Fulbright (1); Japanese Exchange Teaching (JET) Program (1); International Rescue Committee (1); National Health Corps (1)

CONTINUING EDUCATION

One thousand, three hundred and sixty-three (1,363) graduates would be continuing their education as their main pursuit after graduation based on survey, clearing house and other data. The most popular areas of study include law, engineering, computer science, medicine, accounting, public health, public policy, education, finance, information systems, architecture, and finance.

TYPE OF DEGREE/PROGRAM	#	%
Masters/MBA	882	65%
Ph.D. or Doctoral	132	10%
Unspecified	89	15%
Law (JD)	89	4%
Health Professional (MD, DO, PharmD, Au.D, etc.)	80	4%
Certificate/Certification	18	1%
Non-degree Seeking (Post-bac.,Cont.Edu. Credits)	12	1%
Second Bachelor's	2	1%
Associate's Degree	2	0.1%
TOTAL	1,363	100%

TOP SCHOOLS REPORTED

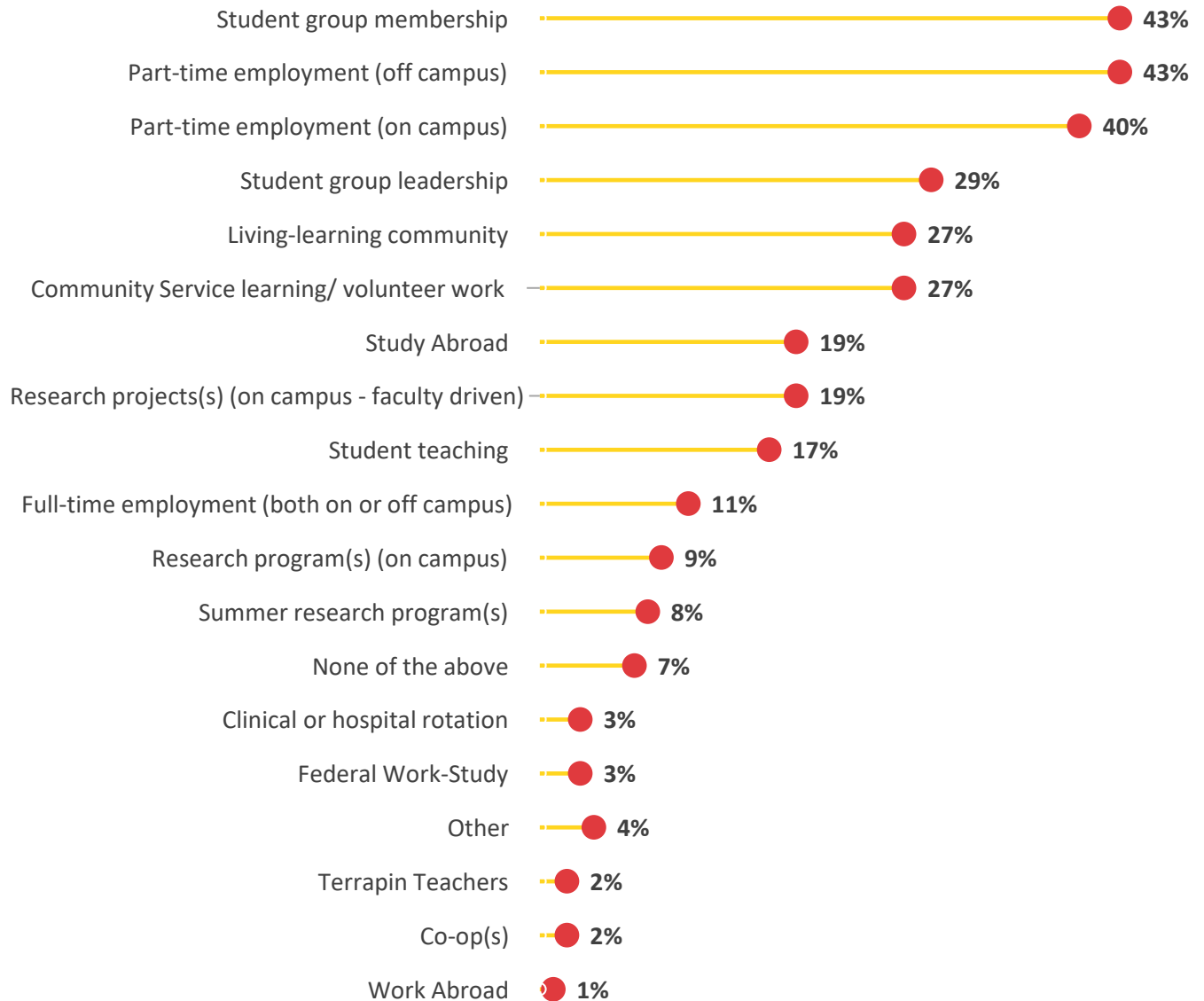
	#
University of Maryland - College Park	488
University of Maryland – Baltimore	59
George Washington University	28
University of Maryland Global Campus	26
Columbia University	18
University of Baltimore	14
Johns Hopkins University	14
George Mason University	12
Towson University	12
Georgetown University	12
New York University	12
University of Pennsylvania	11
American University	11
University of Michigan	11
Johns Hopkins University Arts sciences Engineering?	10
Northwestern University	10
University of Washington – Seattle	9
University of Denver – Colorado	9
Carnegie Mellon University	8
Temple University	8
Georgia Institute of Technology	8
Virginia Polytech & State University	8
University of Virginia	7
University of Pittsburgh	7
Boston University	7



OUT OF CLASSROOM EXPERIENCE

Based on 2,923 survey responses.*

**Graduates could select as many items as applied, unless they selected “none of the above.”*




Those respondents selecting “Other” most commonly wrote in items relating to “Greek” life (fraternity/sorority), teaching assistant or resident/research assistantships, fellowships, internships, participating in clubs or in honor societies, and sports.



INTERNSHIP PARTICIPATION

Results in this section are based on 2,967 responses to the internship participation section of the survey. Seventy-five percent (75%) of respondents (2,240 graduates) reported having at least one internship during their time at University of Maryland. Among those graduates who reported having had internship experience, the majority completed two or more internships.

NUMBER OF INTERNSHIPS



Results are based on the total number of responders who provided additional details in this section survey: 77% of respondents who participated in internships reported having had at least one **paid** internship and 36% reported having had at least one internship for **academic credit**.

TOP INTERNSHIP EMPLOYERS

	#
University of Maryland*	109
NASA	19
National Institutes of Health (NIH)	14
U.S. Department of Agriculture	9
Amazon	9
Johns Hopkins University Applied Physics Laboratory	8
Maryland General Assembly	8
The Whiting-Turner Contracting Company	7
Montgomery County Public Schools (MCPS)	6
Northrop Grumman	6
GE Aviation	6
U.S. Army Research Laboratory	5
U.S. Food and Drug Administration	5
National Institute of Standards and Technology (NIST)	5
Capital One	5
Bechtel Corporation	5
Leidos	5
MaryPIRG	4
U.S. Navy	4
Microsoft	4
Pivot Physical Therapy	4
Systems & Technology Research	3
Walt Disney Parks & Resorts	3
T. Rowe Price	3
NBC Washington DC	3
U.S. House of Representatives	3
The Navy Air Systems Command (NAVAIR)	3
U.S. Naval Research Laboratory	3

*The majority of internship experiences graduates reported having had with the University of Maryland were research related.

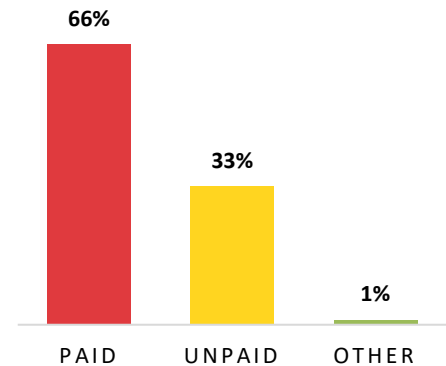
INTERNSHIP EXPERIENCES REPORTED BY GRADUATES

Among the 2,240 graduates who reported internships, a total of **4,632 internship experiences** were reported. However, results in this section are based on 887 internship experiences analyzed for 459 respondents, for which additional details were provided.

Of those internship experiences reported, 25% were academic credit-earning activities. Additionally, 66% were paid, while 33% were unpaid, and 1% earned the participant some benefit (such as travel/parking stipend), but not full payment.

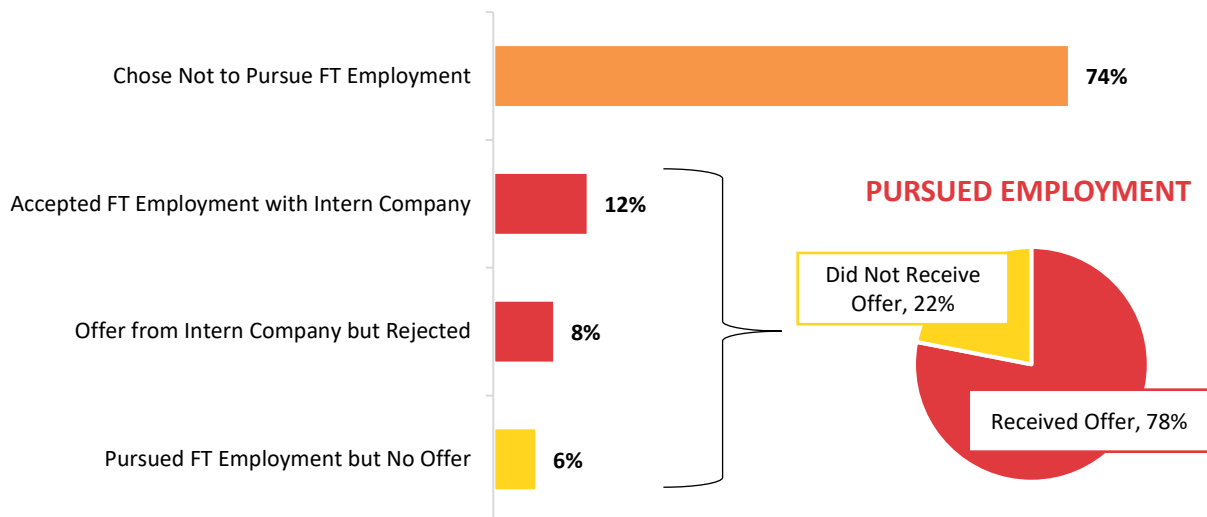
Of the 378 experiences that paid an hourly wage, the average reported income was \$18.83 per hour and the median reported income was \$17.00 per hour.

INTERNSHIP COMPENSATION

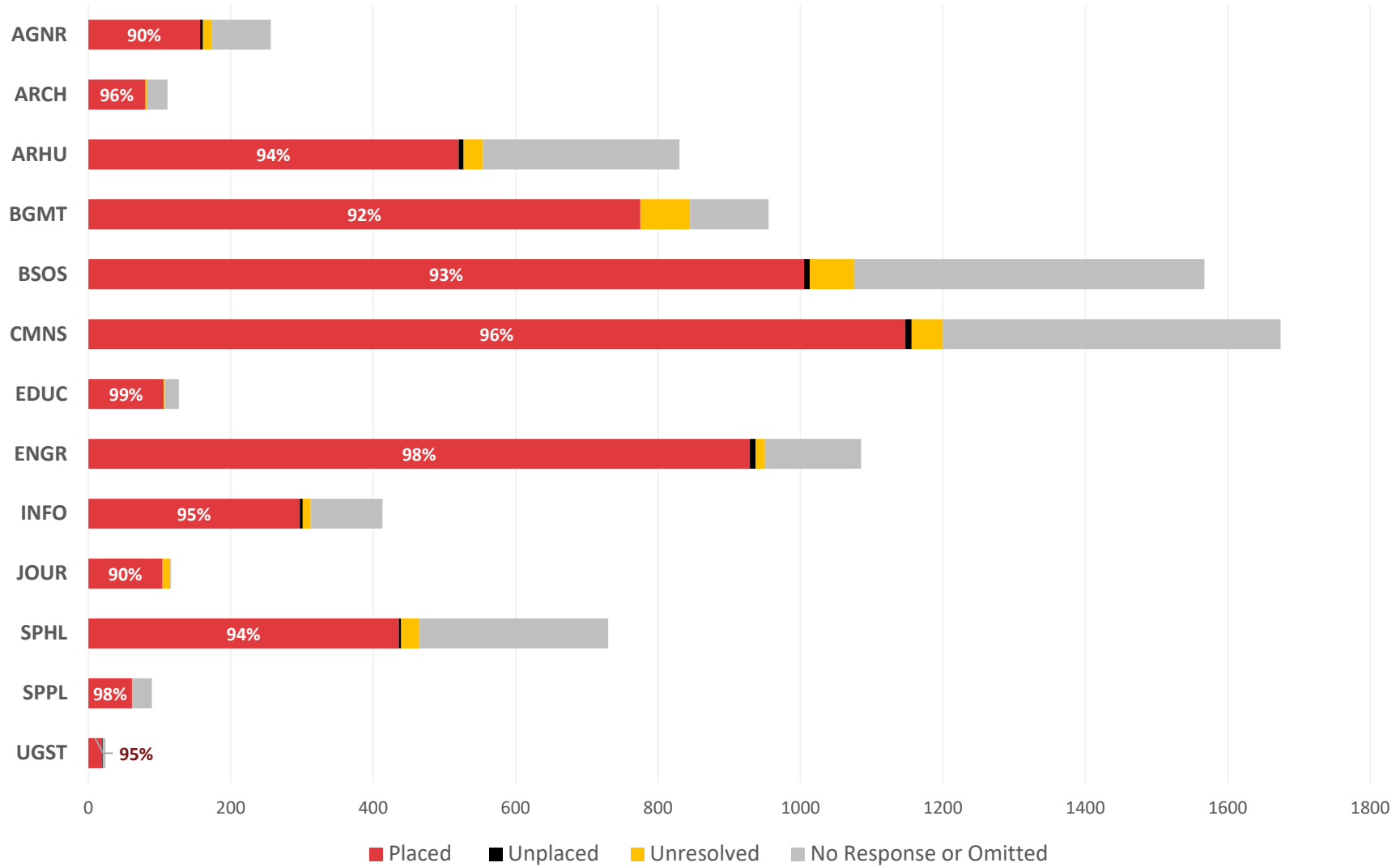


Eighty-two (82%) of the total number of reported *internship experiences* ultimately resulted in non-pursuit to full-time positions with one or more of their host employers. However, of those that did seek to convert an internship into a full-time position, 78% received an offer (irrespective of whether they accepted the offer). The chart below shows the breakdown of all reported internship outcomes.

CONVERSION TO FULL-TIME POSITION WITH INTERNSHIP EMPLOYER



PLACEMENT RATES AND STATUSES BY COLLEGE



INDIVIDUAL COLLEGE AND SCHOOL REPORTS

<u>COLLEGE OF AGRICULTURE AND NATURAL RESOURCES</u>	17
<u>COLLEGE OF ARTS AND HUMANITIES</u>	24
<u>COLLEGE OF BEHAVIORAL AND SOCIAL SCIENCES</u>	31
<u>COLLEGE OF COMPUTER, MATHEMATICAL, AND NATURAL SCIENCES</u>	39
<u>COLLEGE OF EDUCATION</u>	46
<u>COLLEGE OF INFORMATION STUDIES</u>	52
<u>A. JAMES CLARK SCHOOL OF ENGINEERING</u>	58
<u>PHILIP MERRILL COLLEGE OF JOURNALISM</u>	65
<u>SCHOOL OF ARCHITECTURE, PLANNING AND PRESERVATION</u>	71
<u>SCHOOL OF PUBLIC HEALTH</u>	77
<u>SCHOOL OF PUBLIC POLICY</u>	84
<u>THE ROBERT H. SMITH SCHOOL OF BUSINESS</u>	90



College of Agriculture and Natural Resources



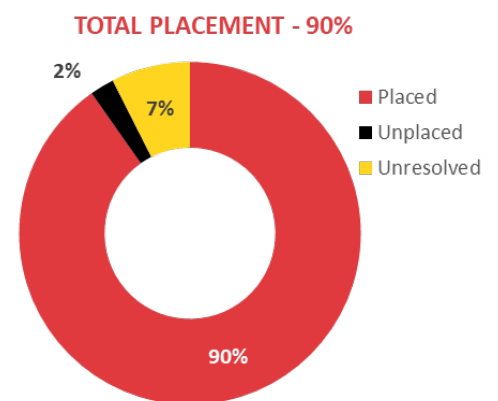
Survey Response Rate
44%



Knowledge Rate
68%

As of January 2022, data from 174 of 256 graduating students receiving a bachelor's degree from the University of Maryland between August 2020 and May 2021 had been collected, via the survey or other means, resulting in a knowledge rate of 68%. Most graduates were entering the workforce.

2021 GRADUATE OUTCOMES	#	%
Employed FT	95	55%
Employed PT	7	4%
Continuing Education	49	28%
Volunteering or in service program	4	2%
Serving in the Military	0	0%
Starting a business	2	1%
Unplaced	4	2%
Unresolved	13	7%
TOTAL	174	100%
Not seeking	0	



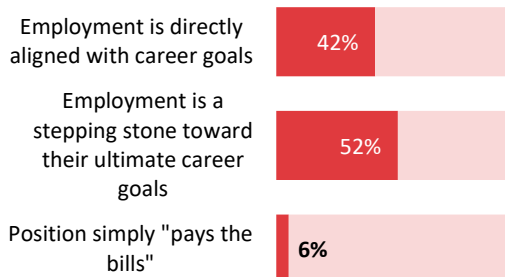
**Includes graduates who are restarting job search or had a job offer rescinded by an employer*



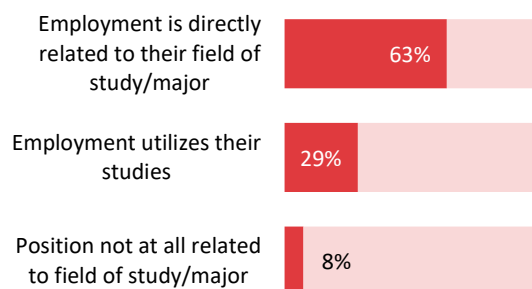
NATURE OF POSITION

Based on the 52 students who completed the entire employment outcome section of the survey:

94% of employment is either directly aligned with their career goals (52%) or is a stepping stone (42%) toward their ultimate career goals.



92% of employment is either directly related to their field of study/major (63%) or utilizes knowledge, skills, and abilities gained through their study (29%).





SALARY

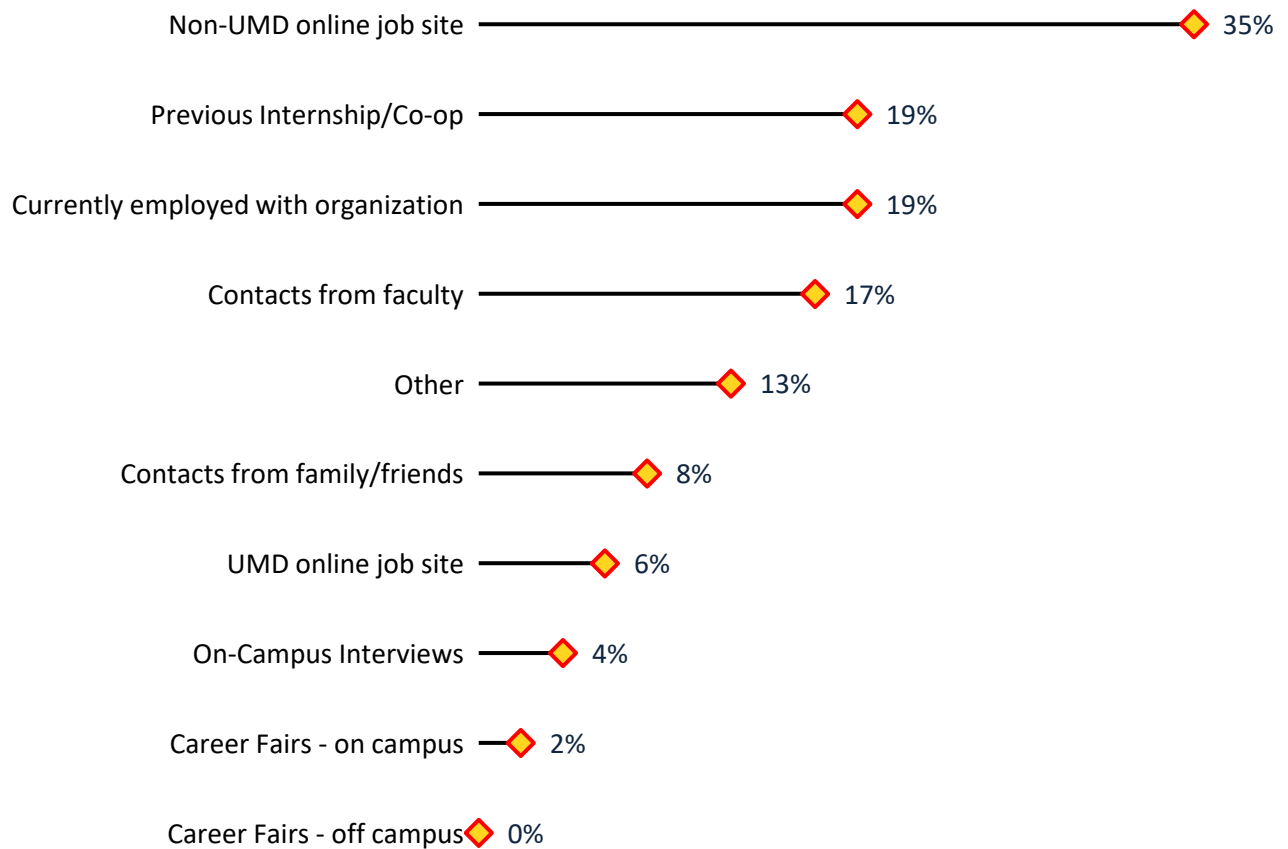
Salary information was reported by 42 graduates entering full-time employment. Of these, 9 indicated they were receiving some type of first year bonus (median bonus \$900).

Reported Salaries	25 th Percentile	50 th Percentile	75 th Percentile
42	\$ 34,374	\$ 41,875	\$ 54,374



EMPLOYMENT SEARCH

Method Used to Find Employment



Items entered for “Other” included applying online directly with employer/employee websites and networking via clubs and friends.

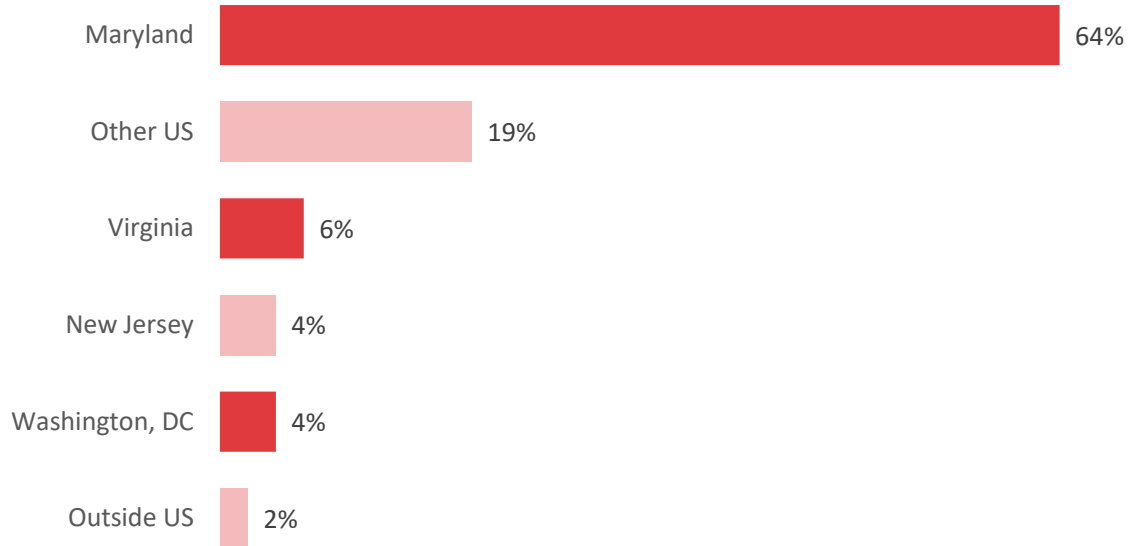
SAMPLE OF EMPLOYERS AND POSITIONS REPORTED

ACECO LLC	<i>Project Engineer</i>	Foxborough Inc.	<i>Assistant Landscape Designer</i>
Advantage Environmental Consultants	<i>Staff Scientist</i>	Guotai Junan Securities Co.	<i>Research Analyst</i>
American Plant	<i>Nursery Manager</i>	Harry R. Hughes Center for Agro-Ecology	<i>Office Clerk</i>
Apex Primary Care	<i>Medical Assistant</i>	Howard Country Department of Public Works	<i>Water Reclamation Plant Operator 1</i>
Bechtel Corporation	<i>Environmental Specialist</i>	ICF International	<i>Associate Data Analyst</i>
Bush Veterinary Neurology Services	<i>Veterinary Assistant</i>	K Suites	<i>Accounting and Marketing Manager</i>
Capital One	<i>Technology Development Program Associate</i>	KDB Mechanical LLC	<i>Project Engineer</i>
Champions Oncology	<i>Research Technician II</i>	Maryland Government	<i>Regulatory Economist</i>
Charles River Laboratories, Inc.	<i>Animal Technician</i>	Medical Accessibility LLC	<i>Autism Technician</i>
Charles River Laboratories, Inc.	<i>Corporate Response Team</i>	Medigo	<i>Customer Analyst</i>
Chevy Chase Club	<i>Horticulturist</i>	Meridian Clinical Research	<i>Assistant Clinical Research Coordinator</i>
Ci Design, Inc	<i>Landscape Designer</i>	Moutoux Orchard	<i>Farmer</i>
Citizens Debt Relief, LLC	<i>Financial Consultant</i>	Multi-Flow Industries	<i>Research and Development Scientist</i>
Clemson University	<i>Field Technician</i>	Nasdaq	<i>ESG Client Services Coordinator</i>
College Park Animal Hospital	<i>Veterinary Technician</i>	National Institutes of Health (NIH)	<i>Post Bac</i>
Covance	<i>Study Technician</i>	Northrop Grumman	<i>Associate Pathways Supply Chain Planning Specialist</i>
CRGA Design	<i>Admin Assistant/LEED administrator</i>	Quice Orchard Veterinary Hospital	<i>Veterinary Technician</i>
Crooked Crab Brewing Company	<i>Brewer</i>	Raemelton Farm	<i>Farmer and Researcher</i>
CSAAC	<i>Registered Behavior Technician</i>	Richardson Farms Inc.	<i>Farm Manager</i>
CSL Plasma	<i>Quality Specialist</i>	Scenic Hudson	<i>Natural Resources Assistant</i>
Designgreen LLC	<i>Junior Environmental Scientist</i>	Smithsonian Institution	<i>Intern</i>
Eddie Mercer Agri-Services	<i>Crop Consultant</i>	Source Intelligence	<i>Program Manager</i>
Eden Reforestation Project	<i>Inventory and Monitoring Coordinator</i>	ST Engineering - Middle River Aerostructure Systems	<i>EHS Coordinator</i>



EMPLOYMENT LOCATIONS

Employment locations were identified for 47 graduates. Of those, 74% reported employment in the region: 64% in Maryland (30), followed by 4% in Washington, DC (2), and 6% in Virginia (6)



STARTING A BUSINESS/ORGANIZATION

Two (2) graduates reported that they started their own business or organization. Not all that indicated starting a business provided names or descriptions. The following were verified via internet searches:

AE Quality Landscaping LLC *A family-owned landscape maintenance company that follows best practices and provides services including lawn services, plant installation, masonry, concrete, 3D modeling, landscape design, and landscape renders*



SERVICE/VOLUNTEER PROGRAMS

Four (4) graduates reported plans to participate in a service or volunteer program after graduation. Programs reported include:

- ☑ **AmeriCorps (1)**
- ☑ **Chesapeake Conservation Corps (1)**
- ☑ **International Mission Board (1)**

CONTINUING EDUCATION

Forty-nine (49) graduates reported that they would be continuing their education as their main pursuit after graduation based on survey, clearing house and other data. The most popular areas of study include veterinary medicine, nutrition, medicine, environmental science and technology, and environmental management.

TYPE OF DEGREE/PROGRAM	#	%
Associate's	0	0%
Second Bachelor's	0	0%
Health Professional (MD, DO, Pharm.D, Au.D, etc.)	10	20%
Law (JD)	0	0%
Masters/MBA	25	51%
Ph.D. or Doctoral	2	4%
Certificate	2	4%
Non-degree Seeking (Post-bac., Cont. Edu. Credits)	3	6%
Unspecified	7	14%
TOTAL	49	100%

SAMPLE OF UNIVERSITIES AND PROGRAMS REPORTED

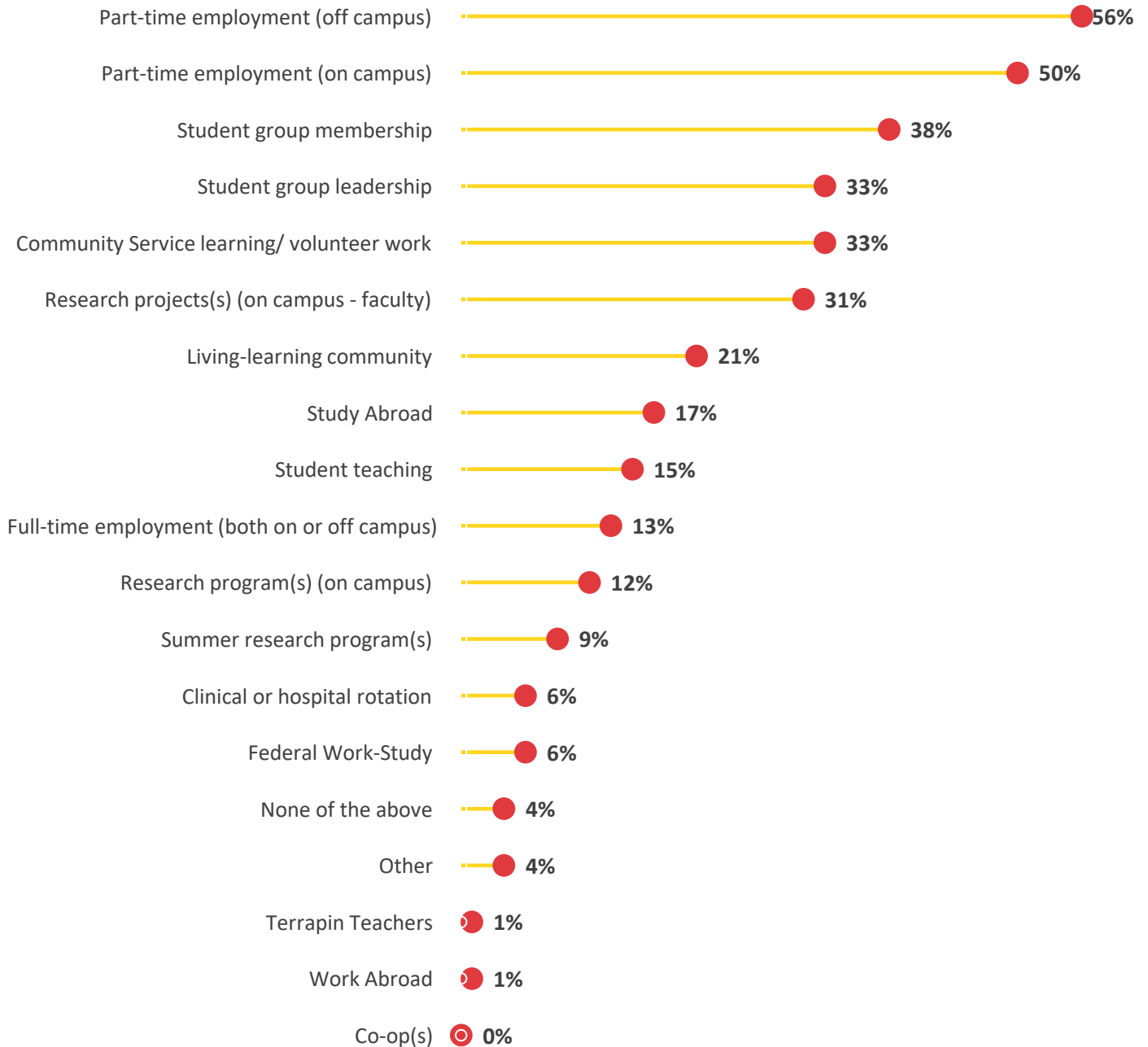
Columbia University	<i>Nursing</i>	University at Buffalo, SUNY	<i>Medicine</i>
Cornell University	<i>Medicine; Veterinary Medicine</i>	University of Arizona	<i>Geographic Information Systems Technology</i>
Eastern Virginia Medical School	<i>Medicine</i>	University of Florida	<i>Environmental Engineering Sciences; Veterinary Medicine</i>
Johns Hopkins Bayview Medical Center	<i>Nutrition</i>	University of Illinois at Chicago	<i>English Language and Literature</i>
Marywood University	<i>Nutrition</i>	University of Maryland - Baltimore	<i>Dentistry; Geographical Sciences</i>
North Carolina State University	<i>Veterinary Medicine</i>	University of Maryland – College Park	<i>Applied Economics; Dietetic; Entomology; Environmental Health Sciences; Landscape Architecture; Nutrition and Food Science; Plan Science</i>
Northwestern University	<i>Biotechnology</i>	University of Massachusetts - Amherst	<i>Civil Engineering</i>
Temple University	<i>Advanced Core Science Studies</i>	University of Pennsylvania	<i>Data Science</i>



OUT OF CLASSROOM EXPERIENCE

Based on 104 survey responses.*

*Graduates could select as many items as applied, unless they selected “none of the above.”



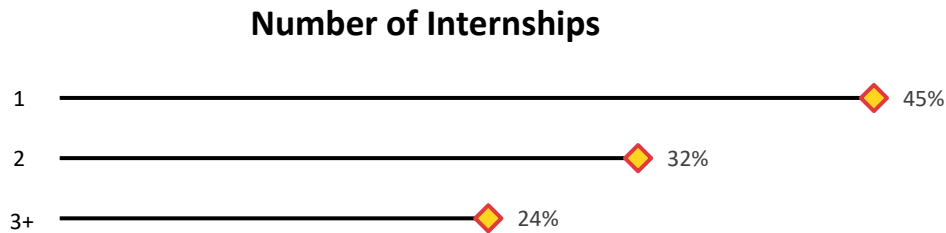
Those respondents selecting “Other” most commonly wrote in items relating to participating in internships, mentorship, and teaching assistantship.



INTERNSHIP PARTICIPATION

Results in this section are based on 104 responses to the internship participation section of the survey.

Eighty-two (82%) of respondents (85 graduates) reported having at least one internship during their time at University of Maryland. Among those graduates who reported having had internship experience, the majority completed two or more internships.



Results are based on the total number of responders who provided additional details in this section of the survey: 79% of respondents who participated in internships reported having had at least one **paid** internship and 70% reported having had at least one internship for **academic credit**.

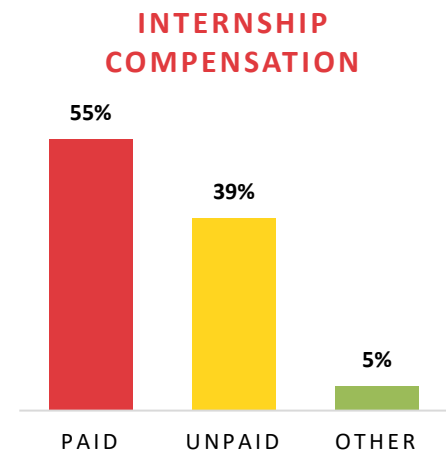
INTERNSHIP EXPERIENCES REPORTED BY GRADUATES

Among the 85 graduates who reported internships, a total of **158 internship experiences** were reported. However, results in this section are based on 38 internship experiences for which additional details were provided.

Of those internship experiences reported, 45% were academic credit-earning activities.

Additionally, 55% were paid, while 39% were unpaid, and 5% earned the participant some benefit (such as travel/parking stipend), but not full payment.

Of the 17 experiences that paid an hourly wage, the average reported income was \$14.52 per hour and the median reported income was \$12 per hour.



College of Arts and Humanities



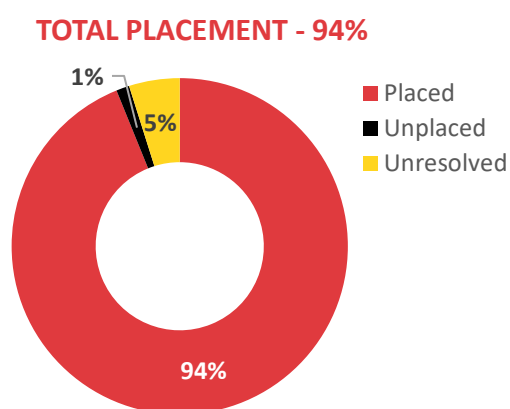
Survey Response Rate
36%



Knowledge Rate
67%

As of January 2022, data from 562 of 838 graduating students receiving a bachelor's degree from the University of Maryland between August 2020 and May 2021 had been collected, via the survey or other means, resulting in a knowledge rate of 67%. Most graduates were entering the workforce.

2021 GRADUATE OUTCOMES	#	%
Employed FT	321	58%
Employed PT	23	4%
Continuing Education	150	27%
Volunteering or in service program	7	1%
Serving in the Military	4	1%
Starting a business	15	3%
Unplaced*	7	1%
Unresolved*	27	5%
TOTAL	554	100%
Not Seeking	8	



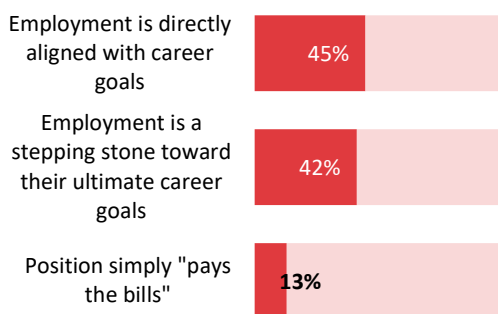
**Includes graduates who are restarting job search or had a job offer rescinded by an employer*



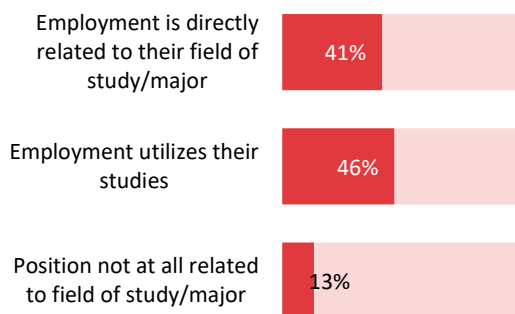
NATURE OF POSITION

Based on the 142 students who completed the entire employment outcome section of the survey:

87% of employment is either directly aligned with their career goals (45%) or is a stepping stone (42%) toward their ultimate career goals.



87% of employment is either directly related to their field of study/major (41%) or utilizes knowledge, skills, and abilities gained through their study (46%).





SALARY

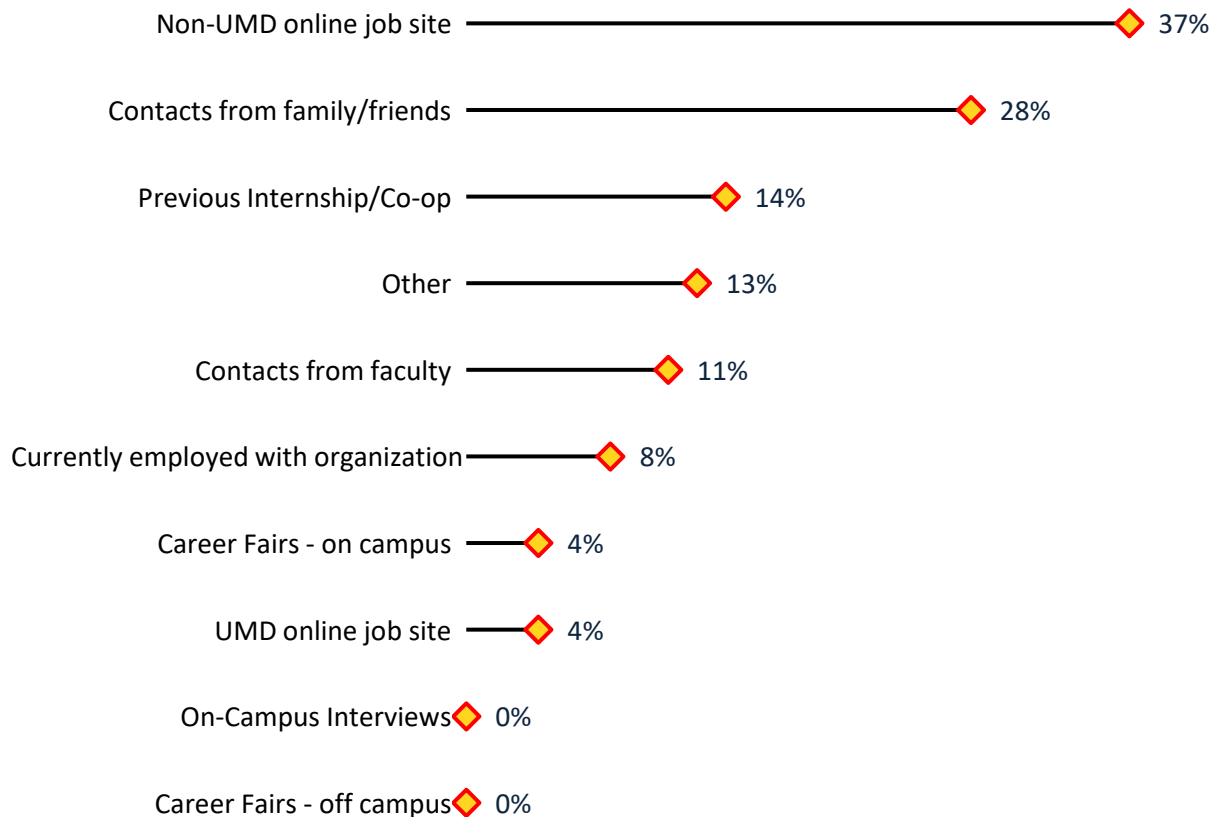
Salary information was reported by 101 graduates entering full-time employment. Of these, 31 indicated they were receiving some type of first year bonus (median bonus \$3,167).

Reported Salaries	25 th Percentile	50 th Percentile	75 th Percentile
101	\$ 34,027	\$ 46,250	\$ 57,750



EMPLOYMENT SEARCH

Method Used to Find Employment



Items entered for “Other” included applying online directly with employer/employee websites; individual research; college/clubs facilitated activities and events; and internships.

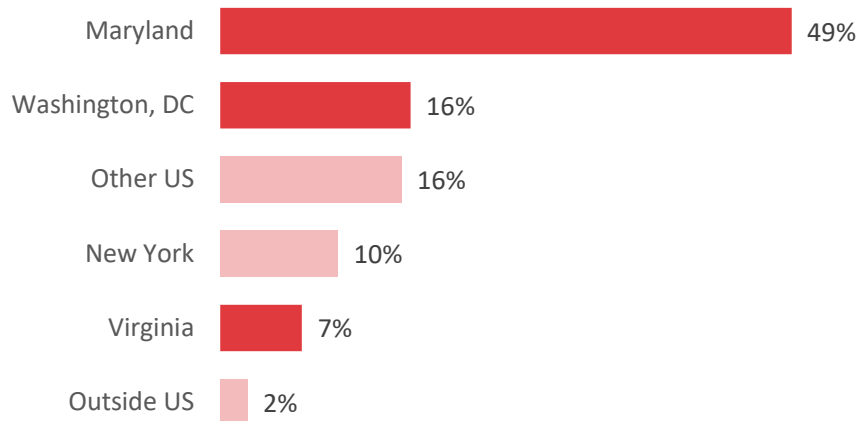
SAMPLE OF EMPLOYERS AND POSITIONS REPORTED

Advantus Federal	<i>Financial Analyst</i>	IMG-Crown	<i>Data Analyst</i>
Al Gleeson Electrical Co.	<i>Administrative Assistant</i>	International Responder Systems	<i>Project Manager</i>
Allied Universal	<i>Site Supervisor</i>	Japan Exchange and Teaching Programme	<i>ALT</i>
Ally Behavior Centers	<i>Behavior Technician</i>	Jerry	<i>Content Writer</i>
Aspiro Wilderness Adventure Therapy	<i>Field guide</i>	Make a Wish Mid-Atlantic	<i>Wish Coordinator</i>
Astrix Technology, LLC	<i>Scientific Communications Writer</i>	Merck Animal Health	<i>Territory Sales Manager</i>
Booz Allen Hamilton	<i>Software engineer</i>	MITRE	<i>Cybersecurity Engineer</i>
Brentwood Art Exchange	<i>Education Coordinator</i>	Montgomery County Public Schools	<i>ESOL Paraeducator</i>
Center Stage	<i>Actor</i>	Mueller Associates	<i>Mechanical Engineer</i>
CFP Board	<i>Stakeholder Support Specialist</i>	National Academy of Sciences	<i>Editorial Assistant</i>
Charleston Battery	<i>Professional Soccer Player</i>	National Institutes of Health (NIH)	<i>Post Baccalaureate</i>
Chevy Chase Club	<i>Horticulturist</i>	NBC	<i>GRAPHIC DESIGNER</i>
City of Boston	<i>Housing Development Officer</i>	Newark Museum of Art	<i>Gallery Assistant</i>
CohnReznick LLP	<i>Compliance and Monitoring Consultant</i>	NJ Transit	<i>Communications Services Coordinator, Social Media</i>
Columbia College	<i>IT Director</i>	Northrop Grumman	<i>Associate Supply Chain Subcontract Specialist</i>
Consero	<i>Manager of Program Development</i>	PAPER Magazine	<i>Production Coordinator</i>
Dar-us-Salaam	<i>Technical Writer</i>	PBS News Hour	<i>News Assistant</i>
DC SAFE	<i>Bilingual SAS Advocate</i>	Pencilmation	<i>Liaison Officer</i>
Democratic National Committee	<i>Research Associate</i>	PepsiCo, Inc.	<i>Operations Territory Manager</i>
Dominion Properties LLC	<i>Marketing Director</i>	Progress Software	<i>Employer Brand Specialist</i>
Embassy of the United States Paris, France	<i>Press Assistant</i>	Progressive Maryland	<i>Logistics specialist</i>
Energy Select LLC	<i>Energy Analyst</i>	RWS Entertainment Group	<i>Actor and Ride Operator</i>
Epic Systems	<i>EDI Engineer</i>	Salisbury University	<i>Instructional Assistant</i>
Fairview Lake YMCA Camps	<i>Outdoor Educator</i>	Sinclair Broadcast Group	<i>Assignment Editor & Digital Content Producer</i>
Families and Communities Together	<i>Human Resources Coordinator</i>	TEKsystems	<i>Strategic Communications Coordinator</i>
Fannie Mae	<i>Communications Strategy Associate</i>	The Goddard School	<i>Lead Teacher</i>
FCB Health	<i>Business Development Coordinator</i>	Theradex	<i>Data Manager</i>
Fox45 WBFF-TV Baltimore	<i>Production Assistant</i>	U.S. Army	<i>Second Lieutenant</i>



EMPLOYMENT LOCATIONS

Employment locations were identified for 129 graduates. Of those, 72% reported employment in the region: 49% in Maryland (63), followed by 16% in Washington, DC (21), and 7% in Virginia (9).



STARTING A BUSINESS/ORGANIZATION

Fifteen (15) graduates reported that they started their own business or organization. Not all that indicated starting a business provided names or descriptions. The following were verified via internet searches:

Ferris Media *An independent filmmaker, videographer, and photographer helping brands connect with their audiences through visual communication strategies and video production*

First Serve Tennis *A tennis academy that provides tennis clinics, lessons, and tournaments for players of all ages and levels in New Jersey*

Nothing BUT NIL *A full-service management company that represents collegiate athletes in all matters that involve their name, image, and likeness: improving their social media outreach, composing press releases about their accomplishments, and helping them find endorsements while protecting their privacy.*

Transformed Events LLC *An event planning business that focuses on wedding planning and coordination*



SERVICE/VOLUNTEER PROGRAMS

Seven (7) graduates reported plans to participate in a service or volunteer program after graduation. Programs reported include:

- ☑ **Fulbright (1)**
- ☑ **Jewish Service Corps (1)**
- ☑ **Montana Conservation Corps (1)**
- ☑ **Teach for America (1)**

CONTINUING EDUCATION

One hundred fifty (150) graduates reported that they would be continuing their education as their main pursuit after graduation based on survey, clearing house and other data. The most popular areas of study include law, history, education, curriculum and instruction, business management, and international relations.

TYPE OF DEGREE/PROGRAM	#	%
Associate's	0	0%
Second Bachelor's	2	1%
Health Professional (MD, DO, Pharm.D, Au.D, etc.)	3	2%
Law (JD)	12	8%
Masters/MBA	105	70%
Ph.D. or Doctoral	4	3%
Certificate	1	1%
Non-degree Seeking (Post-bac., Cont. Edu. Credits)	0	0%
Unspecified	23	15%
TOTAL	150	100%

SAMPLE OF UNIVERSITIES AND PROGRAMS REPORTED

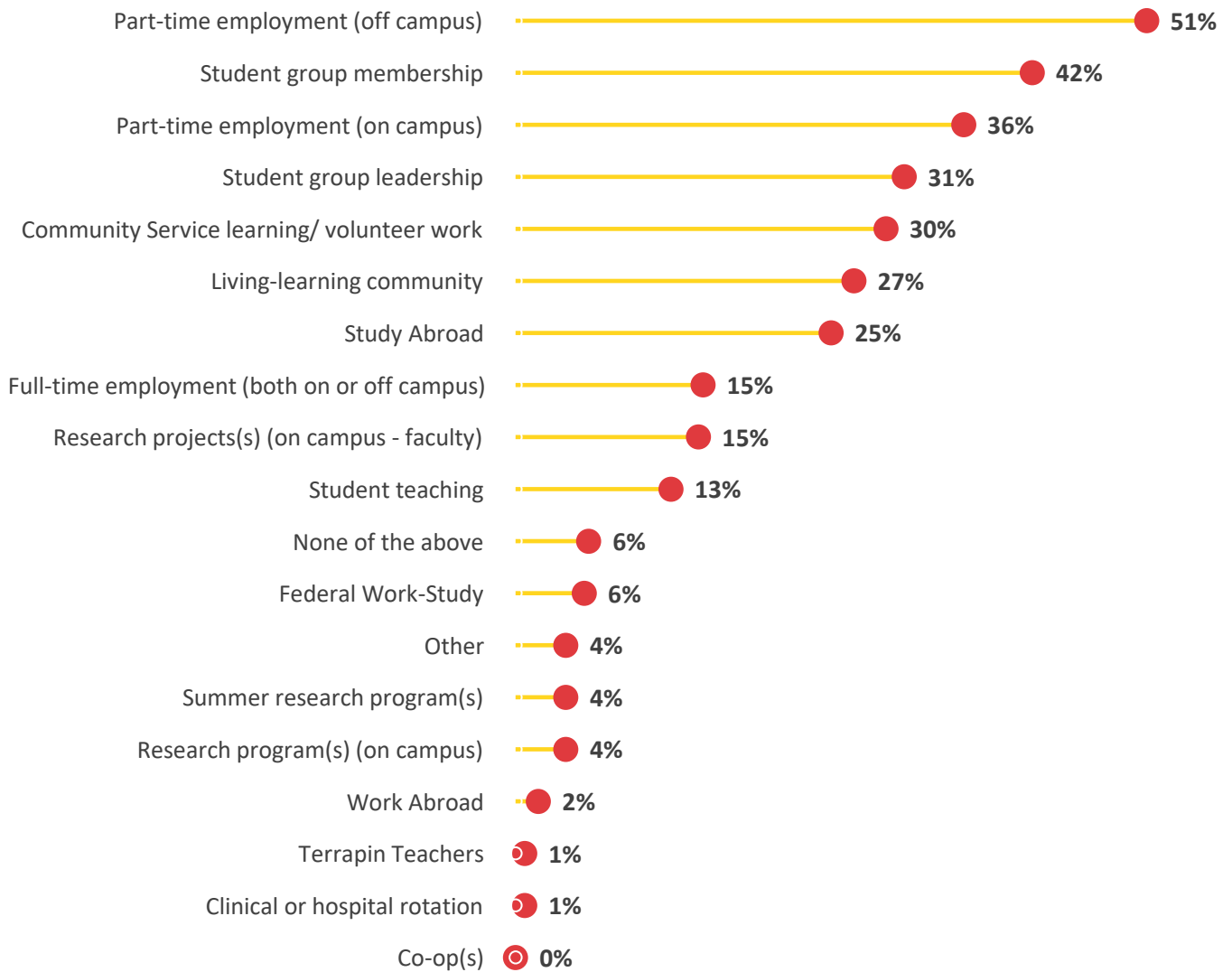
Adler Graduate School of Education	Education	New York School of Interior Design	<i>Interior Design</i>
American University	<i>Art History and Archaeology; Art Studio; International Relations; Legal Studies</i>	New York University	<i>American Journalism; Social Work</i>
Boston College	Education	Northwestern University	<i>Medicine; Music</i>
Catholic University of America	Law	Nova Southeastern University	Law
Chicago School of Prof-Psych	<i>Clinical Mental Health Counseling</i>	Pace University	<i>Arts & Entertainment Management</i>
Claremont Graduate University	<i>Cultural Studies</i>	Penn State University	<i>Engineering</i>
Columbia University	<i>Social Work; Theater</i>	Temple University	Law
Florida State University	<i>Classics; Latin</i>	University College - Dublin	<i>Literature and Culture</i>
Fordham University	Law	University of California San, Diego	<i>International Relations</i>
George Mason University	<i>Arts Management</i>	University of Chicago	<i>International Relations</i>
George Washington University	<i>History; Security Policy Studies</i>	University of Maryland - Baltimore	<i>Law; Medicine</i>
Georgetown University	<i>Tumor Biology</i>	University of Maryland – College Park	<i>Accounting; Applied Economics; Business Management; Education; Public Policy; International Relations</i>

Johns Hopkins University *Education; Nursing*
University of Massachusetts *Latin*
Liberty University *Clinical Mental Health, Counseling; Law*
University of Pennsylvania *Dentistry*
Loyola University Chicago *Law*
University of Virginia *Law*


OUT OF CLASSROOM EXPERIENCE

Based on 272 survey responses. *

*Graduates could select as many items as applied unless they selected "none of the above."




Those respondents selecting "Other" most commonly wrote in items relating to "Greek" life (fraternity/sorority), being a Teaching Assistant, club activities and ROTC.

INTERNSHIP PARTICIPATION

Results in this section are based on 269 responses to the internship participation section of the survey.

Sixty-six percent (66%) of respondents (177 graduates) reported having at least one internship during their time at University of Maryland. Among those graduates who reported having had internship experience, the majority completed two or more internships.

Number of Internships



Results are based on the total number of responders who provided additional details in this section of the survey: 69% of respondents who participated in internships reported having had at least one **paid** internship. 64% reported having had at least one internship for **academic credit**.

INTERNSHIP EXPERIENCES REPORTED BY GRADUATES

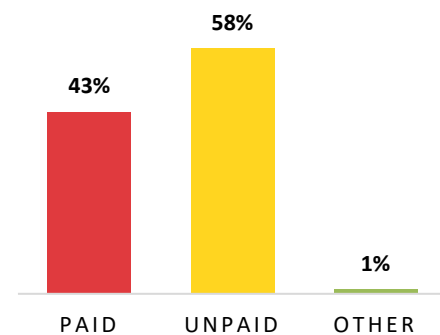
Among the 177 graduates who reported internships, a total of **385 internship experiences** were reported. However, results in this section are based on 90 internship experiences for which additional details were provided.

Of those internship experiences reported, 52% were academic credit-earning activities.

Additionally, 43% were paid, while 58% were unpaid, and 1% earned the participant some benefit (such as travel/parking stipend), but not full payment.

Of the 19 experiences that paid an hourly wage, the average reported income was \$14.53 per hour and the median reported income was \$15.00 per hour.

INTERNSHIP COMPENSATION



College of Behavioral and Social Sciences



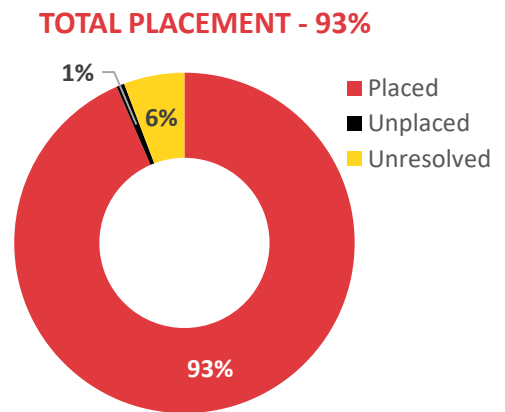
Survey Response Rate
40%



Knowledge Rate
69%

As of January 2022, data from 1,081 of 1,573 graduating students receiving a bachelor's degree from the University of Maryland between August 2020 and May 2021 had been collected, via the survey or other means, resulting in a knowledge rate of 69%. Most graduates were entering the workforce.

2021 GRADUATE OUTCOMES	#	%
Employed FT	605	56%
Employed PT	46	4%
Continuing Education	333	31%
Volunteering or in service program	9	1%
Serving in the Military	7	1%
Starting a business	5	0.5%
Unplaced*	8	1%
Unresolved*	62	6%
TOTAL	1075	100%
Not Seeking	6	



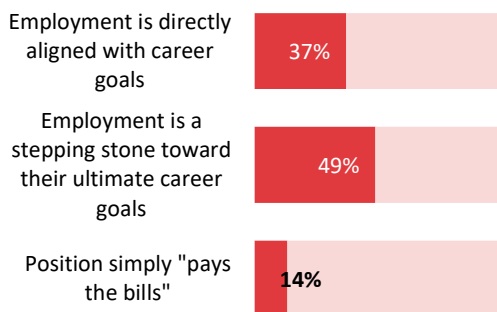
*Includes graduates who are restarting job search or had a job offer rescinded by an employer



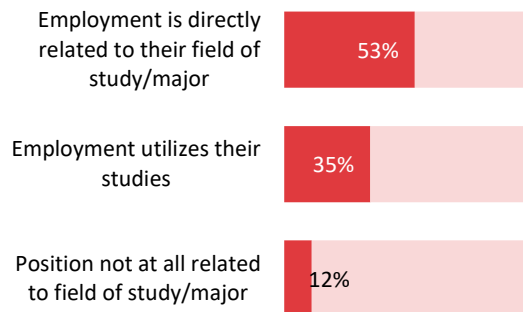
NATURE OF POSITION

Based on the 295 students who completed the entire employment outcome section of the survey:

86% of employment is either directly aligned with their career goals (37%) or is a stepping stone (49%) toward their ultimate career goals.



88% of employment is either directly related to their field of study/major (53%) or utilizes knowledge, skills, and abilities gained through their study (35%).





SALARY

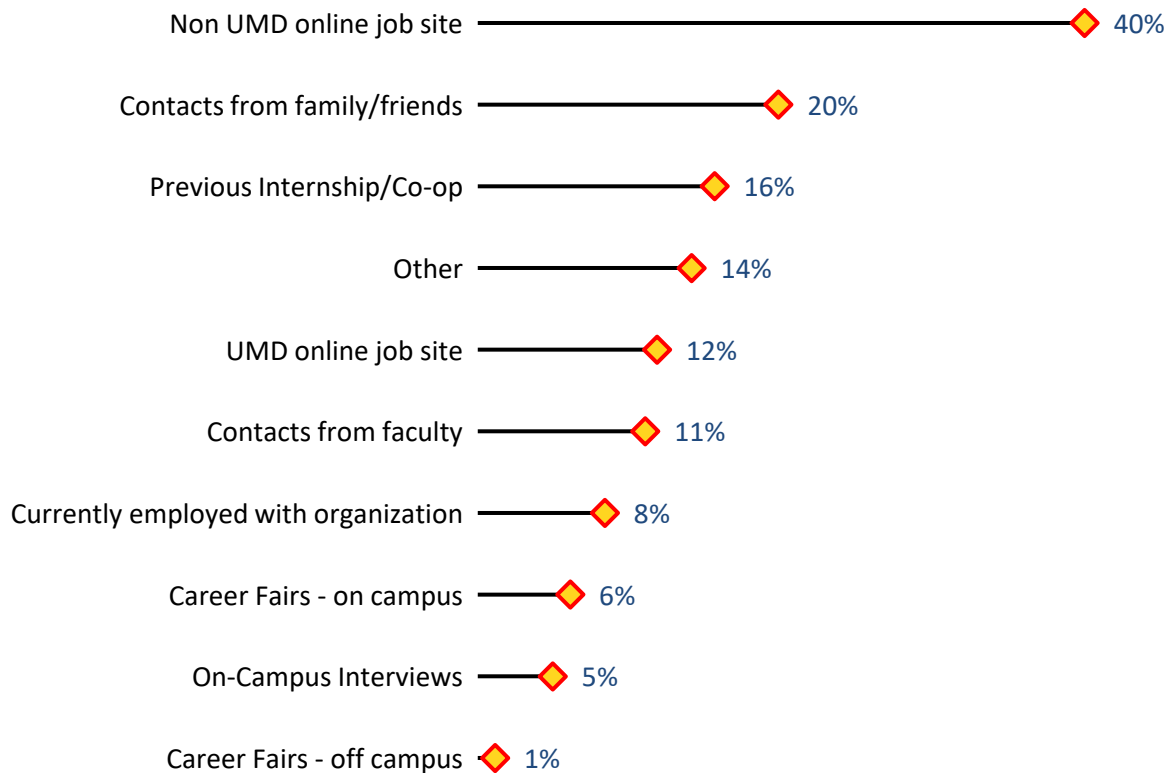
Salary information was reported by 212 graduates entering full-time employment. Of these, 53 indicated they were receiving some type of first year bonus (median bonus \$5,187.31).

Reported Salaries	25 th Percentile	50 th Percentile	75 th Percentile
212	\$ 37,272.27	\$ 48,792.34	\$ 61,176.24



EMPLOYMENT SEARCH

Method Used to Find Employment



Items entered for “Other” included applying online directly with employer/employee websites; social media (e.g., LinkedIn, Twitter); employer information meetings, dinners etc.; alumni referrals; college/clubs facilitated activities and events; and internships.

SAMPLE OF EMPLOYERS AND POSITIONS REPORTED

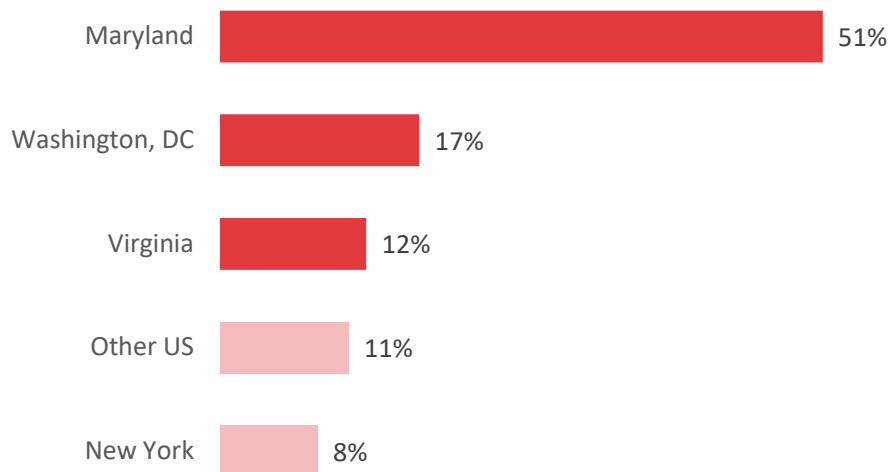
Abbttech	<i>Geospatial Appreciate</i>	National Democratic Training Committee	<i>Data Analyst Fellow</i>
Aerotek	<i>Background Compliance Analyst</i>	National Institutes of Health (NIH)	<i>Intramural Research Training Awardee</i>
Afro American News /Report for America	<i>Corps Member</i>	National Institutes of Health (NIH)	<i>Post-Baccalaureate Intramural Research Training Award Fellow</i>
Amazon	<i>Area Manager</i>	National Institutes of Health (NIH)	<i>Program Analyst</i>
Baltimore Gas and Electric Company	<i>Solar analyst</i>	National Security Agency (NSA)	<i>Analyst</i>
Bank of America Corporation	<i>Credit & Wholesale Banking Analyst</i>	Naval Air Systems Command (NAVAIR)	<i>Contract Specialist</i>
Booz Allen Hamilton	<i>Cloud Security Engineer</i>	NBC29 WVIRTV	<i>Reporter</i>
Buffalo Group	<i>Junior Counter-Terrorism Analyst</i>	NewDay USA	<i>Underwriter</i>
Cambridge Associates, LLC	<i>Investment Analyst</i>	ONEU Maryland	<i>Staff Member</i>
Capital Educators	<i>Program Director</i>	Pendo.io	<i>Associate Software Engineer</i>
CGI Group Inc.	<i>Business Analyst</i>	Price Benowitz LLP	<i>Criminal Investigator</i>
Citigroup Inc.	<i>Human Resources Analyst</i>	PRISM	<i>Administrative Assistant - Research Assistant</i>
CNN (Warner Media)	<i>News Associate</i>	Protiviti Inc.	<i>Junior Consultant / Data Scientist</i>
Cognitive Behavioral Consultants	<i>Marketing and Communications Coordinator</i>	Rosen Group USA	<i>Stakeholder Engagement</i>
Deloitte	<i>Risk & Financial Advisory Analyst</i>	SEEC	<i>Community Engagement Coach</i>
Eden Reforestation Project	<i>Inventory and Monitoring Coordinator</i>	Self-employed	<i>Freelance Videographer and Editor</i>
EY	<i>Advisory Consultant Staff</i>	Sinclair Broadcast Group -- WRBC/WCWN (CBS6)	<i>Newscast Producer</i>
Facebook	<i>Software engineer</i>	Spatial Frint, Inc.	<i>GIS Specialist II</i>
Fannie Mae	<i>Communications Strategy Associate</i>	T. Rowe Price	<i>Associate Portfolio Analyst (INPAC Program)</i>
Fannie Mae	<i>Software engineer</i>	Tanium	<i>Federal Sales Development Rep</i>
FedWriters	<i>Technical Writer</i>	U.S. Department of Defense	<i>DHA Administrative Analyst</i>
Florida Department of Environmental Protection	<i>Environmental Specialist I</i>	U.S. Department of Defense	<i>Financial Management Analyst</i>
InStat Sports	<i>Account Manager - Basketball Operations</i>	U.S. Department of Justice	<i>Paralegal Specialist</i>

IntelliBridge	<i>Intelligence Analyst</i>	U.S. Department of Labor	<i>Economist</i>
Johns Hopkins Medicine	<i>Research Program Coordinator</i>	U.S. House of Representatives	<i>Staff Assistant</i>
Latin American Youth Center	<i>Family Support Worker</i>	United Airlines	<i>Pricing/Revenue Associate Analyst</i>
Law360	<i>News Apprentice</i>	United Nations Foundation	<i>Campaign Coordinator</i>
Leidos	<i>Program Finance Analyst</i>	University of Maryland	<i>Project Manager</i>
Library of Congress	<i>Administrative Assistant</i>	Verbal Beginnings LLC	<i>ABA Therapist</i>
Maryland General Assembly	<i>Chief of Staff</i>	Verbal Beginnings LLC	<i>Applied Behavior Analysis Therapist</i>
Maryland General Assembly	<i>Interim Chief of Staff</i>	Yelp, Inc.	<i>Staff Scientist</i>
Maryland Republican Party	<i>Political Director</i>		
Metro Systems Inc	<i>Technical Recruiter</i>		
Montgomery County Public Schools	<i>Elementary Teacher</i>		
Morgan Stanley	<i>Compliance Analyst</i>		
Morgan Stanley	<i>Jr Business Analyst</i>		



EMPLOYMENT LOCATIONS

Employment locations were identified for 265 graduates. Of those, 81% reported employment in the region: 51% in Maryland (136), followed by 17% in Washington, DC (45), and 12% in Virginia (33).





STARTING A BUSINESS/ORGANIZATION

Five (5) graduates reported that they started their own business or organization. Not all that indicated starting a business provided names or descriptions. The following were verified via internet searches:

Camp Segal LLC *A company that offers a series of small summer sports camps and activities for kids in elementary and middle school in New Jersey and New York*

UFlourish Consulting *A branding consultancy that offers brand discovery, development, design, and delivery to individuals and small businesses*



SERVICE/VOLUNTEER PROGRAMS

Nine (9) graduates reported plans to participate in a service or volunteer program after graduation. Programs reported include:

- ☑ **AmeriCorps (3)**
- ☑ **Fulbright (1)**
- ☑ **Teach For America (2)**
- ☑ **MASA Israeli Teaching Fellows (1)**



CONTINUING EDUCATION

Three hundred thirty-three (333) graduates reported that they would be continuing their education as their main pursuit after graduation based on survey, clearing house and other data. The most popular areas of study include law, public policy, international relations, psychology, speech/language pathology, and applied economics.

TYPE OF DEGREE/PROGRAM	#	%
Associate's	0	0%
Second Bachelor's	0	0%
Health Professional (MD, DO, Pharm.D, Au.D, etc.)	9	3%
Law (JD)	39	12%
Masters/MBA	207	62%
Ph.D. or Doctoral	22	7%
Certificate	2	1%
Non-degree Seeking (Post-bac., Cont. Edu. Credits)	2	1%
Unspecified	52	16%
TOTAL	333	100%

SAMPLE OF UNIVERSITIES AND PROGRAMS REPORTED

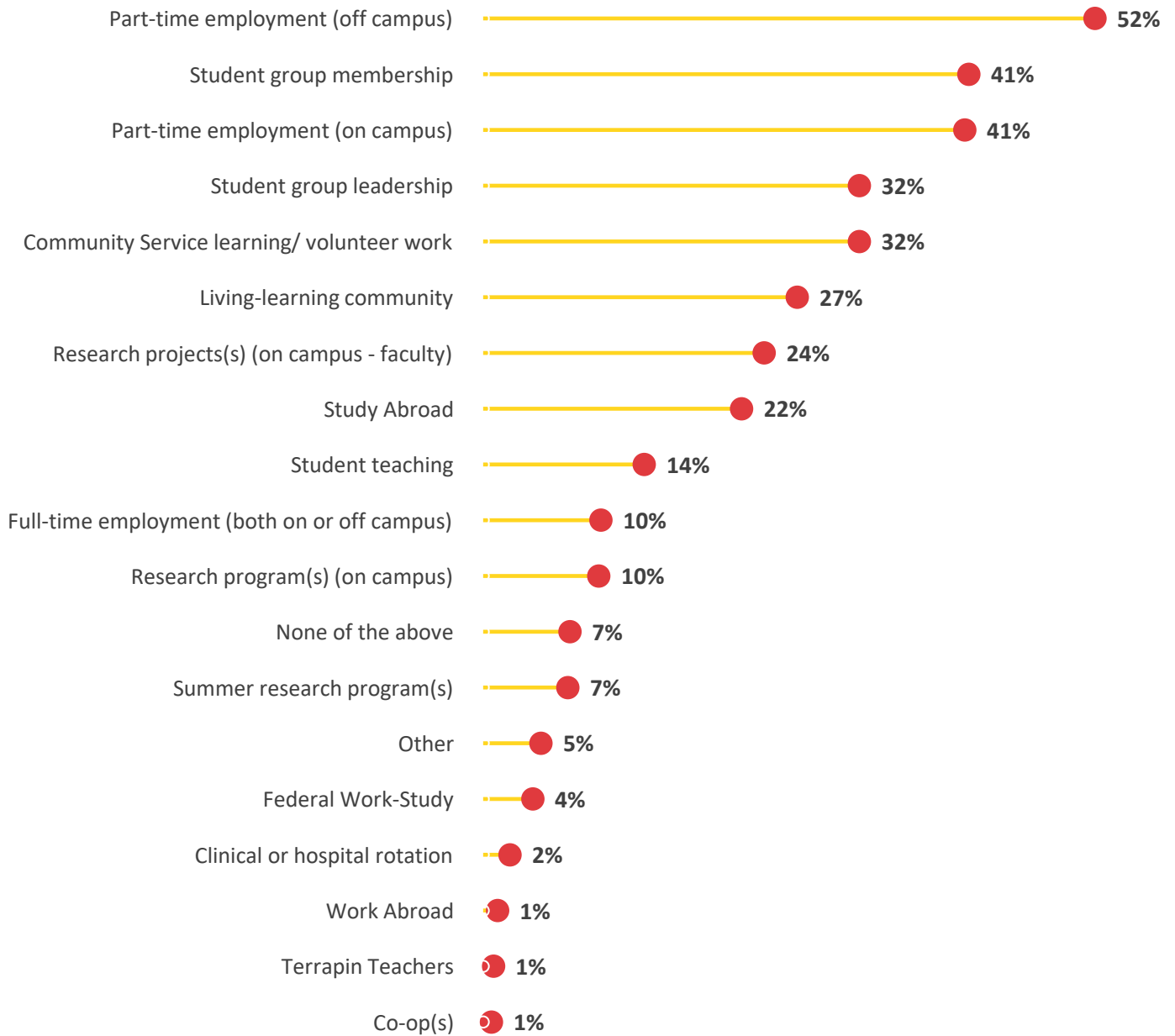
American University	<i>Art History and Archeology</i>	George Washington University	<i>Forensics; History; Homeland Security; International Affairs; Law</i>
Arcadia University	<i>Physical Therapy</i>	Georgetown University	<i>Intelligence Studies; Psychology and Biophysics; Public Policy</i>
Baylor University	<i>Psychology; School Psychology</i>	Hampton University	<i>Speech/Language Pathology</i>
Boston University	<i>Global Developmental Economics; Medical Science; Speech/Language Pathology</i>	Hofstra University	<i>Law; Medicine</i>
Brown University	<i>Neuroscience and Cognitive Science</i>	Howard University	<i>Law</i>
Catholic University of America	<i>Law</i>	Indiana University Bloomberg	<i>Hearing and Speech Sciences</i>
City University of London	<i>Finance</i>	Johns Hopkins University	<i>Education</i>
Columbia University	<i>Speech Language Pathology; Statistics</i>	New York University	<i>Occupational Therapy; Social Work; Public Health; Urban Studies and Planning</i>
CUNY Bernard M. Baruch College	<i>Industrial and Organization Psychology</i>	Northwestern University	<i>Audiology, Criminology and Criminal Justice</i>
CUNY John Jay College of Criminal Justice	<i>Criminal Justice; Forensic Psychology</i>	Rutgers University	<i>Animal Sciences; Law Biomedical Sciences</i>
Drexel University	<i>Law</i>	Texas A&M University	<i>Public Management</i>
Duke University	<i>Law</i>	University of Denver - Colorado	<i>Forensic Psychology; International Security; Social Work</i>
Emory University	<i>Law</i>	University of Maryland - Baltimore	<i>Law; Pharmacy; Physical Therapy</i>
Florida International University	<i>Law; Psychology</i>	University of Maryland – College Park	<i>Accounting; Finance; Business Analytics; Computer Science; International Relations; Public Policy; Supply Chain Management</i>
Fordham University	<i>Global Finance</i>	University of Texas at Austin	<i>Chemistry; Speech/Language Pathology</i>
George Mason University	<i>Law; Psychology</i>	Vanderbilt University	<i>Law; Leadership and Organization Performance</i>



OUT OF CLASSROOM EXPERIENCE

Based on 572 survey responses. *

*Graduates could select as many items as applied unless they selected "none of the above."



Those respondents selecting "Other" most commonly wrote in items relating to "Greek" life (fraternity/sorority); being a Teaching Assistant; participating in honor societies, fellowships, internships; and peer education.




INTERNSHIP PARTICIPATION

Results in this section are based on 567 responses to the internship participation section of the survey.

Seventy-one percent (71%) of respondents (405 graduates) reported having at least one internship during their time at University of Maryland. Among those graduates who reported having had internship experience, the majority completed two or more internships.

Number of Internships



Results are based on the total number of responders who provided additional details in this section survey: Sixty-five percent (65%) of respondents who participated in internships reported having had at least one **paid** internship. Sixty-four percent (64%) reported having had at least one internship for **academic credit**.

INTERNSHIP EXPERIENCES REPORTED BY GRADUATES

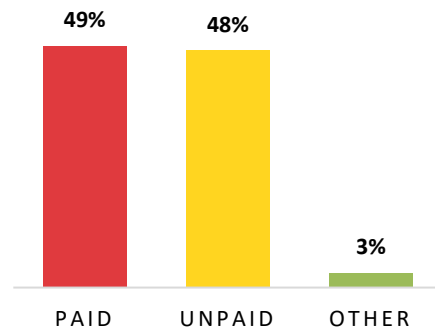
Among the 405 graduates who reported internships, a total of **891 internship experiences** were reported. However, results in this section are based on 203 internship experiences for which additional details were provided.

Of those internship experiences reported, 36% were academic credit-earning activities.

Additionally, 49% were paid, while 48% were unpaid, and 3% earned the participant some benefit (such as travel/parking stipend), but not full payment.

Of the 165 experiences that paid an hourly wage, the average reported income was \$16.07 per hour and the median reported income was \$15.00 per hour.

INTERNSHIP COMPENSATION



College of Computer, Mathematical, and Natural Sciences



Survey Response Rate
40%

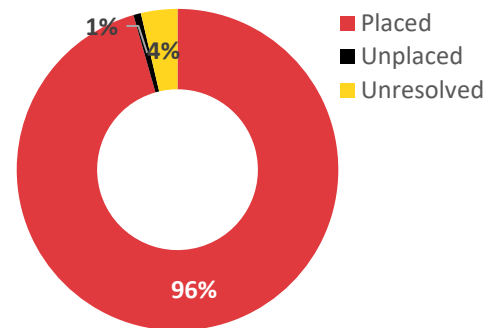


Knowledge Rate
72%

As of January 2022, data from 1,209 of 1,683 graduating students receiving a bachelor's degree from the University of Maryland between August 2020 and May 2021 had been collected, via the survey or other means, resulting in a knowledge rate of 72%. Most graduates were entering the workforce.

2021 GRADUATE OUTCOMES	#	%
Employed FT	778	65%
Employed PT	19	2%
Continuing Education	332	28%
Volunteering or in service program	5	0%
Serving in the Military	6	1%
Starting a business	7	0.6%
Unplaced*	9	1%
Unresolved*	44	4%
Total	1200	100%
Not Seeking	9	

TOTAL PLACEMENT - 96%



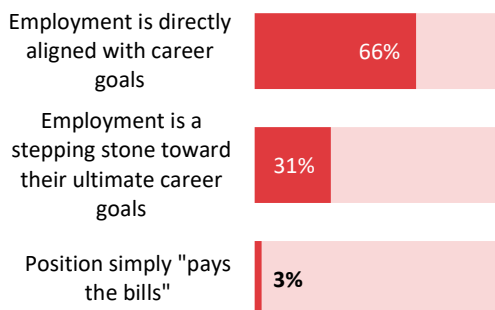
*Includes graduates who are restarting job search or had a job offer rescinded by an employer



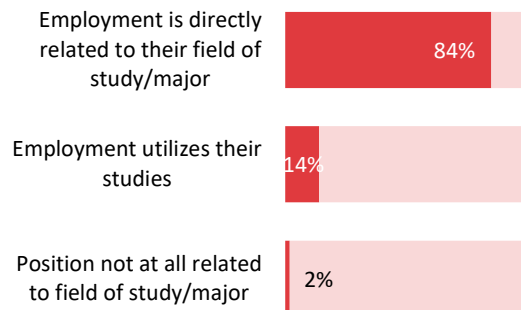
NATURE OF POSITION

Based on the 369 students who completed the entire employment outcome section of the survey:

97% of employment is either directly aligned with their career goals (66%) or is a stepping stone (31%) toward their ultimate career goals.



98% of employment is either directly related to their field of study/major (84%) or utilizes knowledge, skills, and abilities gained through their study (14%).





SALARY

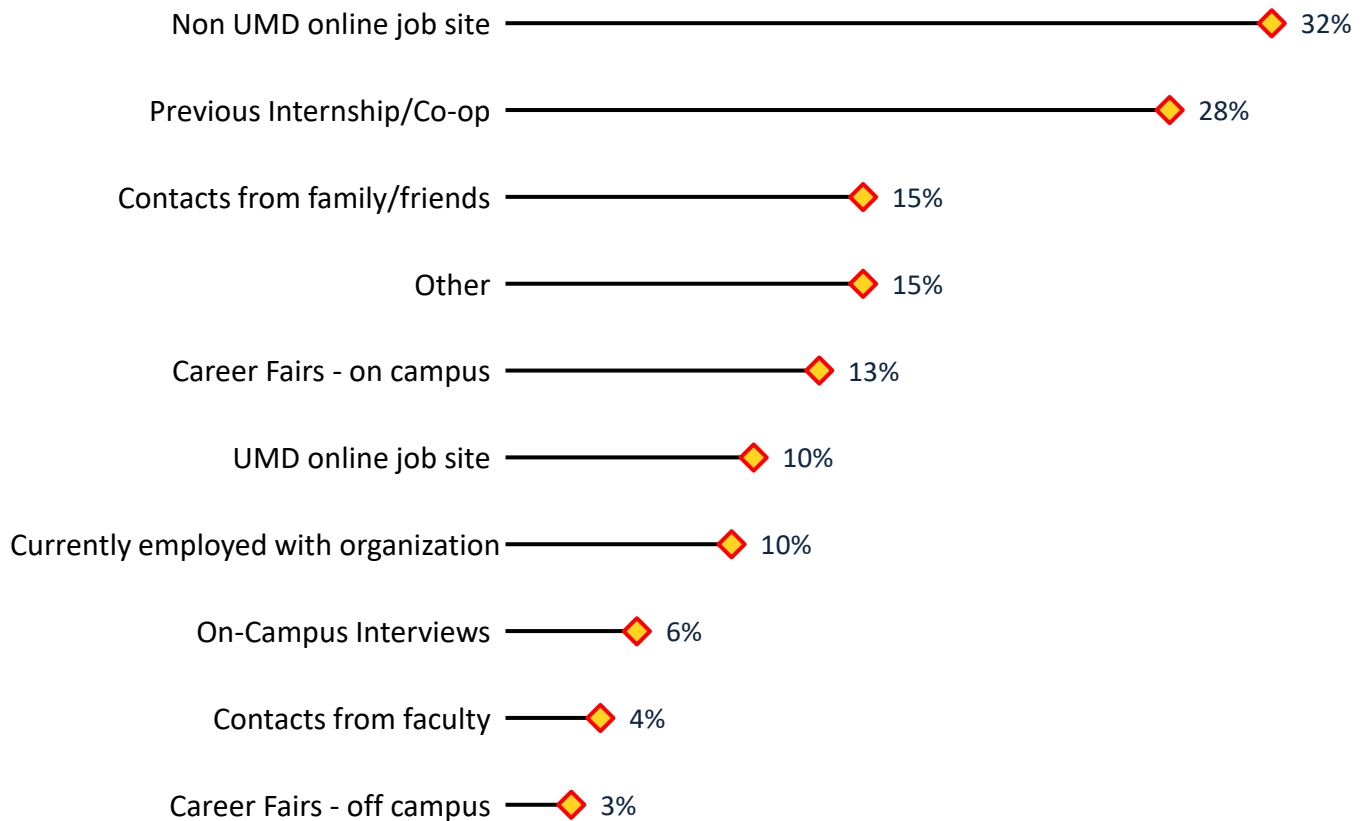
Salary information was reported by 294 graduates entering full-time employment. Of these, 150 indicated they were receiving some type of first year bonus (median bonus \$10,235).

Reported Salaries	25 th Percentile	50 th Percentile	75 th Percentile
294	\$ 55,226.23	\$ 82,930.45	\$ 101,005.23



EMPLOYMENT SEARCH

Method Used to Find Employment



Items entered for “Other” included applying online directly with employer/employee websites; social media (e.g., LinkedIn, Twitter); employer information events, dinners etc.; college Listservs/newsletters; alumni referrals; college/clubs facilitated activities and events; recruiter; scholarships; and internships.

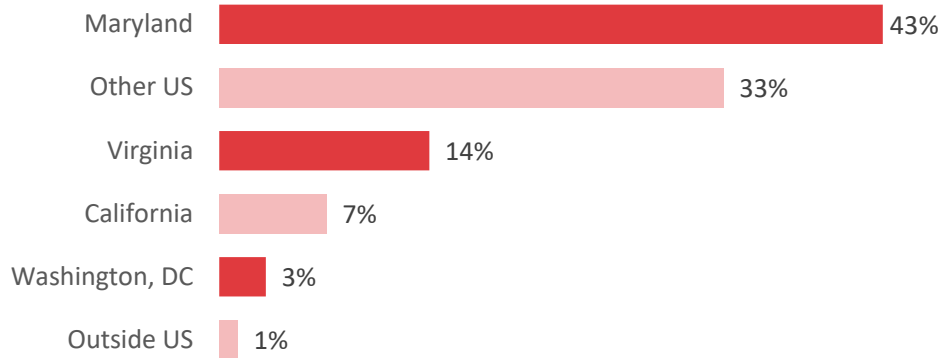
SAMPLE OF EMPLOYERS AND POSITIONS REPORTED

Accenture	<i>Advanced Application Engineering Analyst</i>	Leidos	<i>Cyber Research and Development Engineer</i>
Alion Science & Technology	<i>Algorithms development engineer</i>	Lockheed Martin	<i>Software engineer</i>
All Eyes on Rockville	<i>Optometric Technician</i>	Massachusetts Office of the Chief Medical Examiner	<i>Medical Examiner Assistant</i>
Amazon	<i>AWS Cloud Consultant</i>	Microsoft	<i>Program Manager</i>
Amazon	<i>Software Development Engineer I</i>	Microsoft	<i>Software engineer</i>
Apple, Inc.	<i>AR/VR Graphics Software Engineer</i>	MRIGlobal	<i>Assistant scientist</i>
Apple, Inc.	<i>Technical Operation Engineer</i>	NASA	<i>Computer engineer</i>
AstraZeneca	<i>Analyst</i>	NASA	<i>Space Weather Scientist</i>
Bloomberg L.P.	<i>Global Data Analyst</i>	National Institutes of Health (NIH)	<i>Postbaccalaureate IRTA Fellowship</i>
Booz Allen Hamilton	<i>Full Stack Application Developer</i>	National Institutes of Health (NIH)	<i>Senior Software Developer</i>
Booz Allen Hamilton	<i>Senior Software Engineer</i>	NSA	<i>Physicist</i>
Camp Sonshine International	<i>Programming and Licensing Coordinator</i>	NerdWallet	<i>Software Engineer 1</i>
Capital One	<i>Software engineer</i>	Orbit Logic	<i>Junior Software developer</i>
Capital One	<i>TDP Associate (Software Engineer)</i>	Palo Alto Networks	<i>Cloud Management Software Engineer</i>
Cloudera	<i>Federal Customers Operations Engineer</i>	Peraton	<i>Associate Data Scientist</i>
Columbia College	<i>IT Director</i>	Peraton Labs	<i>Machine Learning Research Scientist</i>
Facebook	<i>Software engineer</i>	Qualcomm, Inc.	<i>CNSS Systems Engineer</i>
FLAIM Systems	<i>VR Developer</i>	Raytheon Company	<i>Associate Software Developer</i>
General Dynamics Information Technology	<i>Java - AWS Developer</i>	Raytheon Company	<i>Systems Engineer</i>
Henry M. Jackson Foundation for the Advancement of Military Medicine	<i>Software Developer</i>	Salisbury University	<i>Incident Response Handler</i>
Huntington Learning Center	<i>Math/Physics Teacher</i>	Sanaria Inc	<i>Quality Assurance Analyst</i>
Johns Hopkins Medicine	<i>Pharmacy Technician</i>	SpaceX	<i>Software engineer</i>
Johns Hopkins University Applied Physics Laboratory (JHUAPL)	<i>Associate Professional Staff</i>	Tesla	<i>Associate Mechanical Design Engineer</i>
JPMorgan Chase & Co.	<i>Financial Analyst</i>	U.S Government	<i>Data Scientist</i>
		USDA	<i>Biological Science Aid</i>



EMPLOYMENT LOCATIONS

Employment locations were identified for 332 graduates. Of those, 59% reported employment in the region: 43% in Maryland (142), followed by 14% in Virginia (45), and 3% in Washington, DC (10).



STARTING A BUSINESS/ORGANIZATION

Seven (7) graduates reported that they started their own business or organization. Not all that indicated starting a business provided names or descriptions.



SERVICE/VOLUNTEER PROGRAMS

Five (5) graduates reported plans to participate in a service or volunteer program after graduation. Programs reported include:

- ☑ **AmeriCorps (1)**
- ☑ **City Year (1)**
- ☑ **Chesapeake Conservation Corps (1)**



CONTINUING EDUCATION

Three hundred thirty-two (332) graduates reported that they would be continuing their education as their main pursuit after graduation based on survey, clearing house and other data. The most popular areas of study include computer science, medicine, physics, pharmacy, chemistry, and engineering.

TYPE OF DEGREE/PROGRAM	#	%
Associate's	1	0%
Second Bachelor's	0	0%
Health Professional (MD, DO, Pharm.D, Au.D, etc.)	26	8%
Law (JD)	2	1%
Masters/MBA	164	49%
Ph.D. or Doctoral	68	20%
Certificate	4	1%

Non-degree Seeking (Post-bac., Cont. Edu. Credits)	5	2%
Unspecified	62	19%
TOTAL	332	100%

SAMPLE OF UNIVERSITIES AND PROGRAMS REPORTED

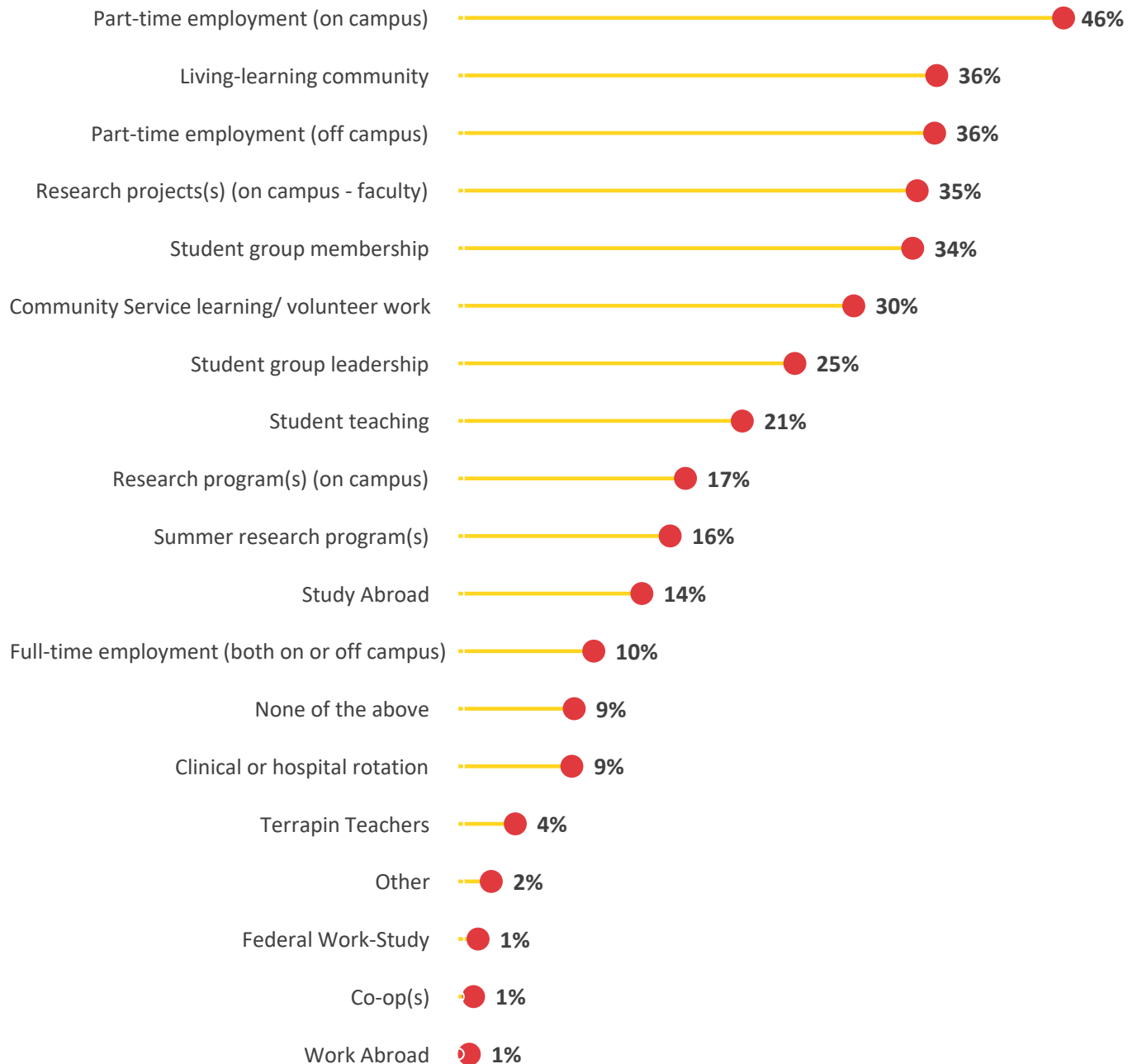
Boston University	<i>Medical Sciences; Psychology</i>	Northwestern University	<i>Biotechnology; Chemistry; Information Systems; Medicine; Music</i>
Brown University	<i>Engineering; Neuroscience and Cognitive Science; Physics</i>	Pennsylvania State University	<i>Medicine</i>
Campbell University	<i>Medicine</i>	Rice University	<i>Physics</i>
Carnegie Mellon University	<i>Computer Science; Engineering; Public Policy; Mechanical Engineering</i>	Rutgers University	<i>Dentistry; Medicine</i>
Catholic University of America	<i>Physics</i>	Stanford University	<i>Engineering</i>
Colorado State University	<i>Atmospheric and Oceanic Sciences Operations Research</i>	Syracuse University	<i>Computer Science; Physics</i>
Columbia University	<i>Computer Science; Nursing; Statistics</i>	Temple University	<i>Chemistry; Dentistry</i>
Cornell University	<i>Chemistry; Medicine</i>	Texas A&M University	<i>Medical Sciences</i>
Drexel University	<i>Medicine; Physician Assistant; Public Health</i>	University of California, Berkely	<i>Engineering</i>
Emory University	<i>Physician Assistant; Medical Laboratory Sciences; Public Health</i>	University of California, Los Angeles	<i>Geology</i>
George Washington University	<i>Anatomical Translational Sciences; Forensics; Public health; Statistics</i>	University of Chicago	<i>Physics</i>
Georgetown University	<i>Biochemistry; Nursing; Physiology and Biophysics</i>	University of Maryland, College Park	<i>Applied Economics; Atmospheric and Oceanic Sciences; Business Analytics; Chemistry; Computer Science; Education; Curriculum and Instruction</i>
Georgia Institute of Technology	<i>Analytics; Computer Science; Cybersecurity</i>	University of Massachusetts	<i>Physics</i>
Johns Hopkins University	<i>Anatomy; Biological Sciences; Engineering; Neuroscience and Cognitive Science</i>	University of Michigan	<i>Astronomy</i>
Massachusetts Institute of Technology	<i>Biological Sciences; Engineering; Physics</i>	University of Pennsylvania	<i>Data Science; Dentistry Medicine</i>



OUT OF CLASSROOM EXPERIENCE

Based on 605 survey responses.*

*Graduates could select as many items as applied, unless they selected “none of the above.”




Those respondents selecting “Other” most commonly wrote being a Teaching Assistant and Resident Assistant; private tutoring; and internships.



INTERNSHIP PARTICIPATION

Results in this section are based on 603 responses to the internship participation section of the survey.

Seventy-one percent (71%) of respondents (428 graduates) reported having at least one internship during their time at University of Maryland. Among those graduates who reported having had internship experience, the majority completed two or more internships.



Results are based on the total number of responders who provided additional details in this section survey: Eighty-eight percent (88%) of respondents who participated in internships reported having had at least one **paid** internship. Seventeen percent (17%) reported having had at least one internship for **academic credit**.

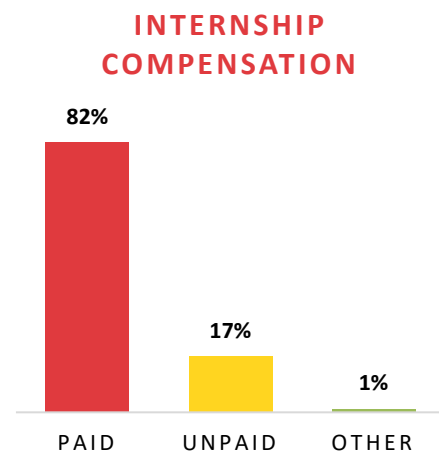
INTERNSHIP EXPERIENCES REPORTED BY GRADUATES

Among the 428 graduates who reported internships, a total of **874 internship experiences** were reported. However, results in this section are based on 222 internship experiences for which additional details were provided.

Of those internship experiences reported, 11% were academic credit-earning activities.

Additionally, 82% were paid, while 17% were unpaid, and 1% earned the participant some benefit (such as travel/parking stipend), but not full payment.

Of the 116 experiences that paid an hourly wage, the average reported income was \$21.32 per hour and the median reported income was \$20.00 per hour.



College of Education



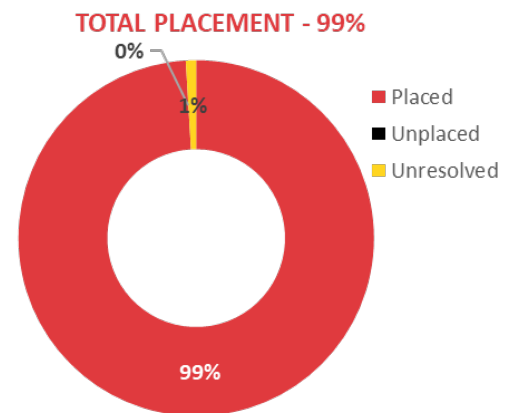
Survey Response Rate
50%



Knowledge Rate
84%

As of January 2022, data from 107 of 127 graduating students receiving a bachelor's degree from the University of Maryland between August 2020 and May 2021 had been collected, via the survey or other means, resulting in a knowledge rate of 84%. Most graduates were entering the workforce.

2021 GRADUATE OUTCOMES	#	%
Employed FT	87	81%
Employed PT	2	2%
Continuing Education	17	16%
Volunteering or in service program	0	0%
Serving in the Military	0	0%
Starting a business	0	0.0%
Unplaced*	0	0%
Unresolved*	1	1%
TOTAL	107	100%
Not Seeking	0	



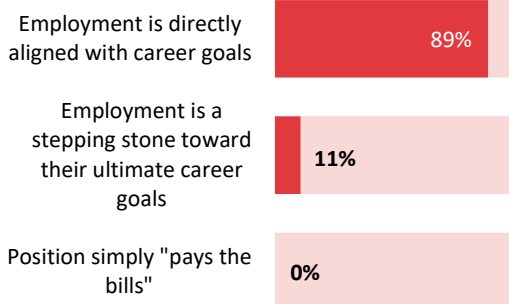
**Includes graduates who are restarting job search or had a job offer rescinded by an employer*



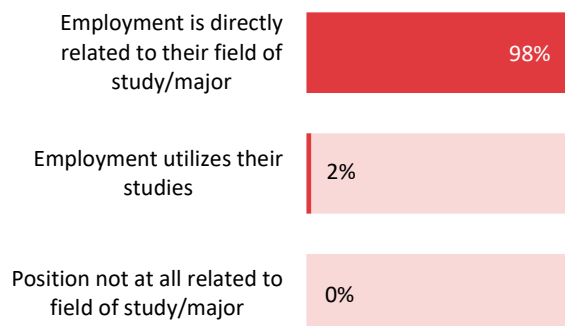
NATURE OF POSITION

Based on the 45 students who completed the entire employment outcome section of the survey:

100% of employment is either directly aligned with their career goals (89%) or is a stepping stone (11%) toward their ultimate career goals.



100% of employment is either directly related to their field of study/major (98%) or utilizes knowledge, skills, and abilities gained through their study (2%).





SALARY

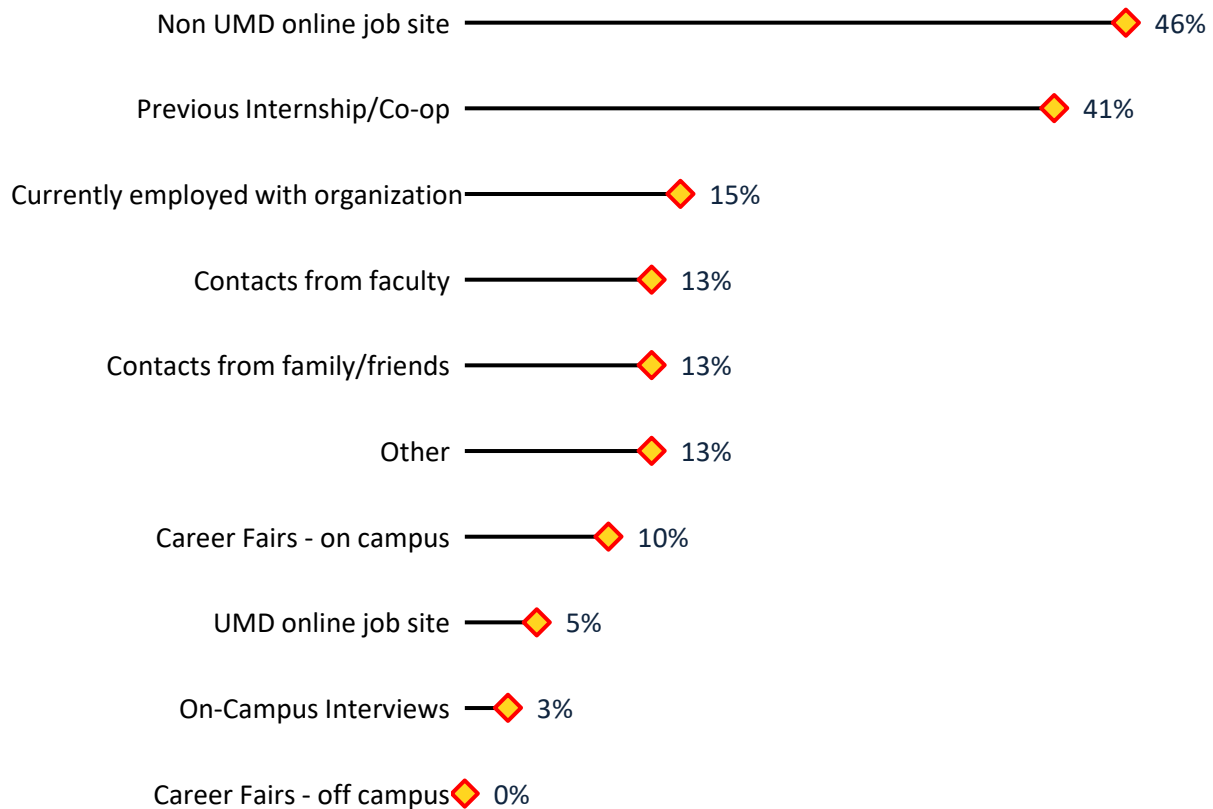
Salary information was reported by 41 graduates entering full-time employment. Of these, 4 indicated they were receiving some type of first year bonus (median bonus \$1000).

Reported Salaries	25 th Percentile	50 th Percentile	75 th Percentile
41	\$ 47,890.05	\$ 50,795.30	\$53,124.38



EMPLOYMENT SEARCH

Method used to find Employment



Items entered for “Other” included applying online directly with employer/employee websites, and internships

SAMPLE OF EMPLOYERS AND POSITIONS REPORTED

AACPS (South Shore Elementary)	<i>Classroom Teacher</i>
Anne Arundel County Public Schools	<i>Classroom Teacher</i>
Anne Arundel County Public Schools	<i>Middle School Math Teacher</i>
Anne Arundel County Public Schools	<i>Teacher - Kindergarten</i>
Carroll County Public Schools	<i>Special Educator</i>
Frederick County Public Schools	<i>Social Studies Teacher</i>
Harford County Public Schools	<i>First Grade Teacher</i>
Howard County Public Schools (Ilchester ES)	<i>PL & UL Classroom Teacher</i>
Montgomery County Public Schools	<i>4th Grade Classroom Teacher</i>
Montgomery County Public Schools	<i>5th Grade Classroom teacher</i>
Montgomery County Public Schools	<i>Kindergarten Teacher</i>
Montgomery County Public Schools	<i>Physics Teacher</i>
Montgomery County Public Schools	<i>Special Education Resource Teacher</i>
Montgomery County Public Schools (Benjamin Banneker MS)	<i>LFI Teacher</i>
Prince George's County Public Schools	<i>7th Grade English Teacher</i>
Prince George's County Public Schools	<i>Elementary Math/Science Teacher</i>
Prince George's County Public Schools	<i>Science Teacher</i>
Prince George's County Public Schools (Buck Lodge MS)	<i>Parent Engagement Assistant</i>
Prince George's County Public Schools (Largo HS)	<i>Mathematics Teacher</i>
University of Maryland	<i>Tutor</i>



EMPLOYMENT LOCATIONS

Employment locations were identified for 65 graduates. Of those, 97% reported employment in the region: 95% in Maryland (62), followed by 2% in Washington, DC (1).



STARTING A BUSINESS/ORGANIZATION

No graduate reported that they started their own business or organization.



SERVICE/VOLUNTEER PROGRAMS

No graduate reported plans to participate in a service or volunteer program after graduation.



CONTINUING EDUCATION

Seventeen (17) graduates reported that they would be continuing their education as their main pursuit after graduation based on survey, clearing house and other data. The most popular areas of study include education, special education, literary specialization, geospatial intelligence, and learning disabilities.

TYPE OF DEGREE/PROGRAM	#	%
Associate's	0	0%
Second Bachelor's	0	0%
Health Professional (MD, DO, Pharm.D, Au.D, etc.)	0	0%
Law (JD)	0	0%
Masters/MBA	15	88%
Ph.D. or Doctoral	0	0%
Certificate	0	0%
Non-degree Seeking (Post-bac., Cont. Edu. Credits)	0	0%
Unspecified	2	12%
TOTAL	17	100%

SAMPLE OF UNIVERSITIES AND PROGRAMS REPORTED

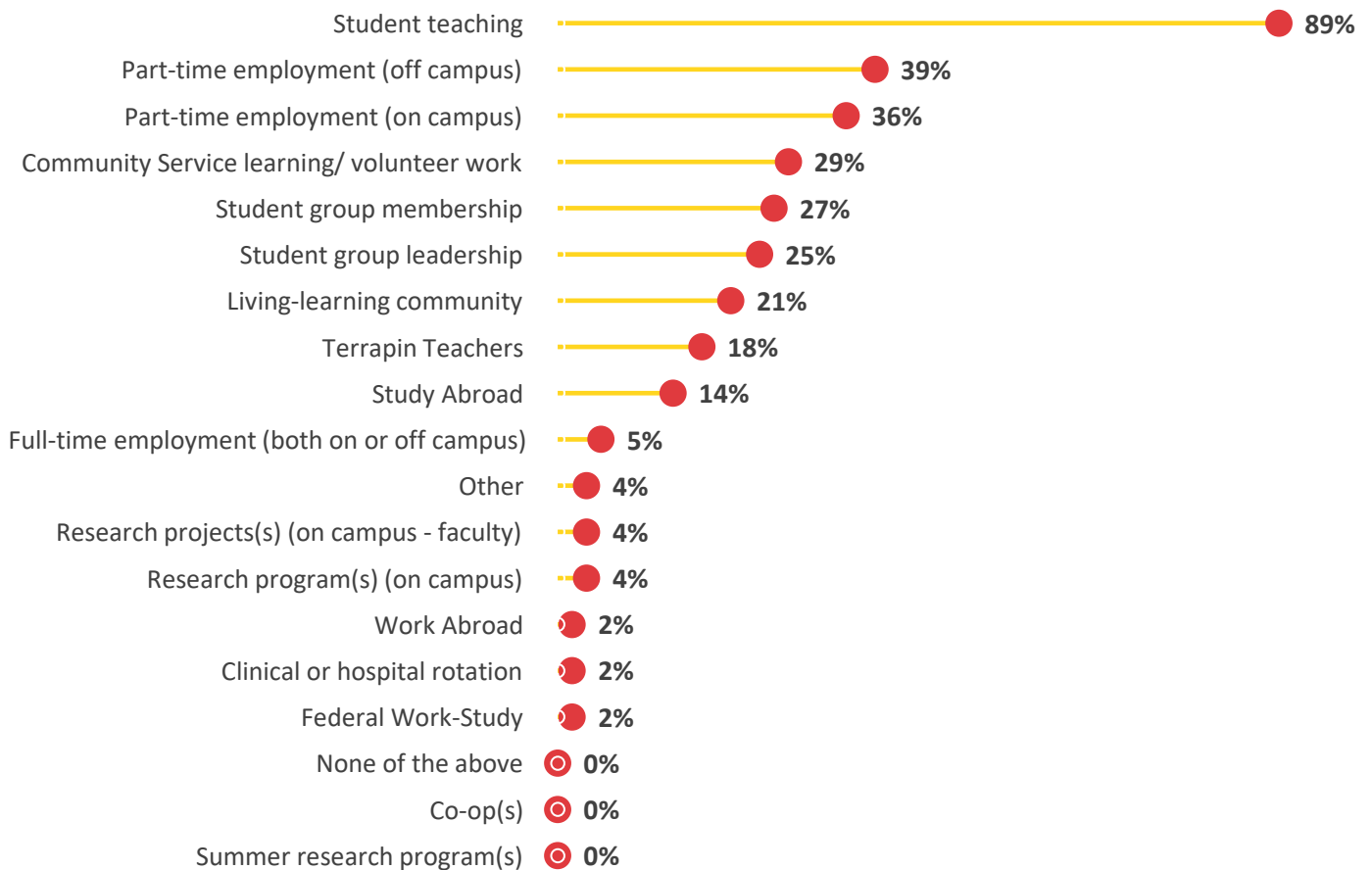
American University	<i>Special Education: Learning Disability</i>
Columbia University	<i>Education</i>
CUNY Hunter College	<i>Special Education</i>
New York University	<i>Education</i>
Columbia University	<i>Literary Specialist; Special Education</i>
University of Maryland – College Park	<i>Education; Geospatial Intelligence; Special Education</i>



OUT OF CLASSROOM EXPERIENCE

Based on 56 survey responses.*

*Graduates could select as many items as applied, unless they selected “none of the above.”



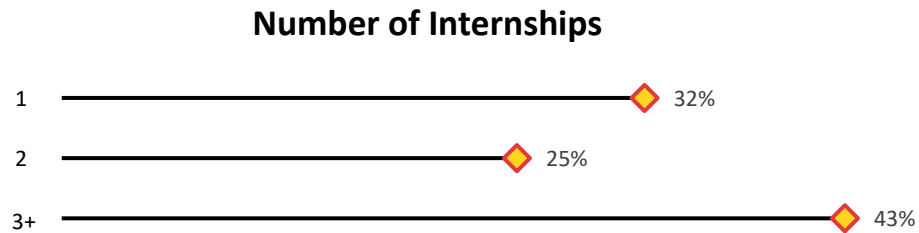
Respondents selecting “Other” wrote student associations and varsity sports team.



INTERNSHIP PARTICIPATION

Results in this section are based on 57 responses to the internship participation section of the survey.

Ninety-three percent (93%) of respondents (53 graduates) reported having at least one internship during their time at University of Maryland. Among those graduates who reported having had internship experience, the majority completed two or more internships.



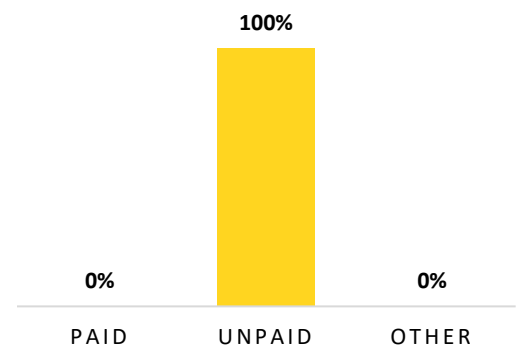
Results are based on the total number of responders who provided additional details in this section survey: No respondents who participated in internships reported having had a **paid** internship. All responders reported having had at least one internship for **academic credit**.

INTERNSHIP EXPERIENCES REPORTED BY GRADUATES

Among the 53 graduates who reported internships, a total of **136 internship experiences** were reported. However, results in this section are based on 26 internship experiences for which additional details were provided.

Of those internship experiences reported, all were unpaid and for academic credit-earning activities.

INTERNSHIP COMPENSATION



College of Information Studies



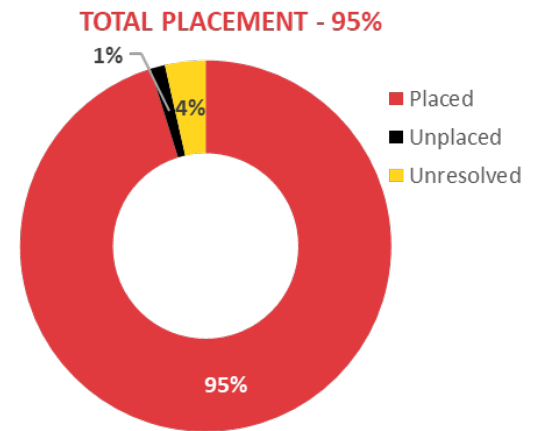
Survey Response Rate
34%



Knowledge Rate
76%

As of January 2022, data from 313 of 414 graduating students receiving a bachelor's degree from the University of Maryland between August 2020 and May 2021 had been collected, via the survey or other means, resulting in a knowledge rate of 76%. Most graduates were entering the workforce.

2021 GRADUATE OUTCOMES	#	%
Employed FT	245	79%
Employed PT	5	2%
Continuing Education	37	12%
Volunteering or in service program	1	0%
Serving in the Military	5	2%
Starting a business	4	1.3%
Unplaced*	4	1%
Unresolved*	11	4%
Total	312	100%
Not Seeking	1	



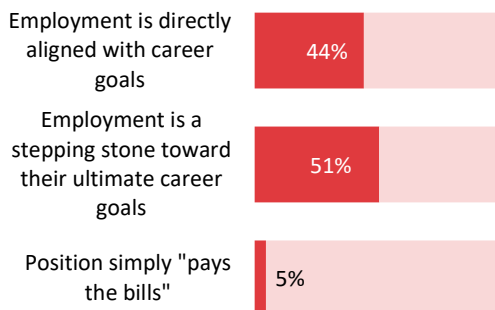
**Includes graduates who are restarting job search or had a job offer rescinded by an employer*



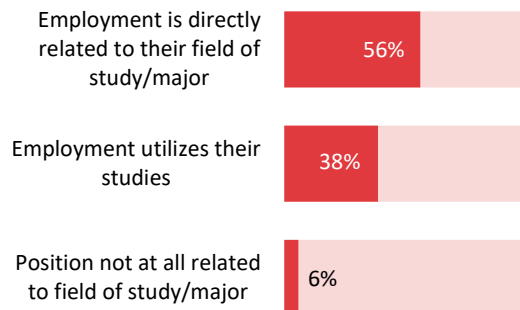
NATURE OF POSITION

Based on the 81 students who completed the entire employment outcome section of the survey:

95% of employment is either directly aligned with their career goals (44%) or is a stepping stone (51%) toward their ultimate career goals.



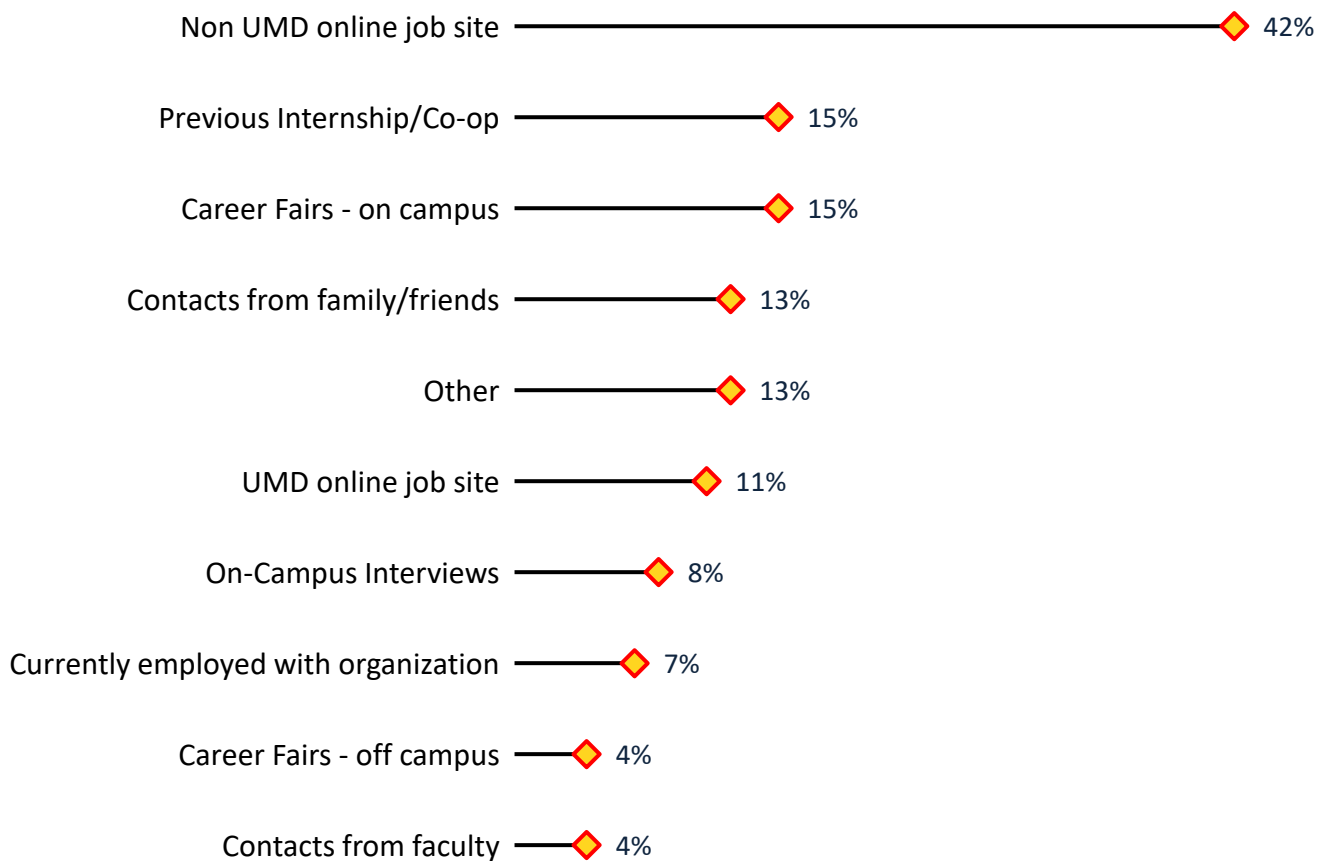
94% of employment is either directly related to their field of study/major (56%) or utilizes knowledge, skills, and abilities gained through their study (38%).




SALARY

Salary information was reported by 70 graduates entering full-time employment. Of these, 33 indicated they were receiving some type of first year bonus (median bonus \$5,642).

Reported Salaries	25 th Percentile	50 th Percentile	75 th Percentile
70	\$ 53,927.79	\$ 64,999.00	\$ 74,641.93


EMPLOYMENT SEARCH
Method Used to Find Employment


Items entered for “Other” included applying online directly with employer/employee websites; social media (e.g. LinkedIn, Twitter); referral; and Intern for a Day

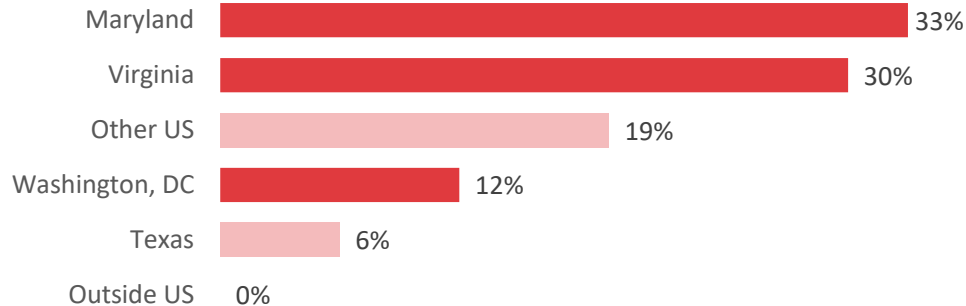
SAMPLE OF EMPLOYERS AND POSITIONS REPORTED

Accenture	<i>Business Analyst</i>	HubSpot	<i>Associate Marketing Manager</i>
Accenture	<i>Technology Analyst</i>	ICF International	<i>Associate Business Analyst</i>
Accordion Partners	<i>Strategic finance analyst</i>	Inadev Corp	<i>QA Tester Intern</i>
Amazon	<i>Area Manager, Delivery Ops</i>	ITCurves	<i>Data Analyst/ Software Developer</i>
Beacon Street Services	<i>Associate Data Scientist</i>	KPMG	<i>Advisory Associate</i>
Bloomberg L.P.	<i>Software engineer</i>	Microsoft Corporation	<i>Software engineer</i>
Booz Allen Hamilton	<i>Data Scientist</i>	National Institutes of Health (NIH)	<i>Computer Systems Analyst</i>
Capital One	<i>Software engineer</i>	National Institutes of Health (NIH)	<i>data curator</i>
Centers for Advanced Orthopedics	<i>Data Analyst</i>	NewDay USA	<i>Credit Analyst</i>
Cognizant	<i>Microsoft Alliances Analyst</i>	NFM	<i>Software Business Analyst</i>
Council of the Inspectors General on Integrity and Efficiency	<i>Data Science Fellow</i>	Northrop Grumman Corporation	<i>Cyber Analyst</i>
DCI Consulting Group Inc	<i>HR Data Analyst</i>	Ntrepid	<i>ProdOps Systems Engineer</i>
Deloitte	<i>Analyst</i>	NTT DATA Corporation	<i>Entry level developer</i>
Educe Group	<i>Consultant</i>	OTHER - NONE OF THE ABOVE	<i>Associate Software Engineer</i>
Exelon Corporation	<i>Equipment Operator</i>	PBGC	<i>Management Program Analyst</i>
Exelon Corporation	<i>Software Developer</i>	Qiagen	<i>Data management</i>
EY	<i>GPS Technology Consultant</i>	Reliable Enterprises	<i>Business Consultant - Wholesale, Logistics</i>
EY	<i>Technology Consultant</i>	Stackarmor	<i>Cyber security consultant</i>
Freddie Mac	<i>Data Analyst</i>	SUZY	<i>Jr. QA Engineer</i>
Freddie Mac	<i>IT Generalist I</i>	T. Rowe Price	<i>Associate Infrastructure Operations</i>
GEICO	<i>Software Analyst</i>	Tata Consultancy Services	<i>Software engineer</i>
General Motors	<i>Software Developer</i>	University of Maryland	<i>CODA Associate</i>
Good360	<i>Data Specialist</i>	University of Maryland	<i>IT-Programmer I</i>
HD Intelligence	<i>Analytics Intern</i>	University of Maryland	<i>LAN Systems Administrator</i>
		Westat, Inc.	<i>Coder</i>



EMPLOYMENT LOCATIONS

Employment locations were identified for 69 graduates. Of those, 75% reported employment in the region: 33% in Maryland (23), followed by 30% in Virginia (21), and 12% in Washington, DC (8).



STARTING A BUSINESS/ORGANIZATION

Four (4) graduates reported that they started their own business or organization. Not all that indicated starting a business provided names or descriptions.



SERVICE/VOLUNTEER PROGRAMS

One (1) graduate reported plans to participate in a service or volunteer program after graduation. The program reported is:

- ☑ **Japanese Exchange Teaching (JET) Program (1)**



CONTINUING EDUCATION

Thirty-seven (37) graduates reported that they would be continuing their education as their main pursuit after graduation based on survey, clearing house and other data. The most popular areas of study include information management, finance, engineering, cyber security risk management, and applied information technology.

TYPE OF DEGREE/PROGRAM	#	%
Associate's	0	0%
Second Bachelor's	0	0%
Health Professional (MD, DO, Pharm.D, Au.D, etc.)	0	0%
Law (JD)	0	0%
Masters/MBA	31	84%
Ph.D. or Doctoral	1	3%
Certificate	0	0%
Non-degree Seeking (Post-bac., Cont. Edu. Credits)	0	0%
Unspecified	5	14%
TOTAL	37	100%

SAMPLE OF UNIVERSITIES AND PROGRAMS REPORTED

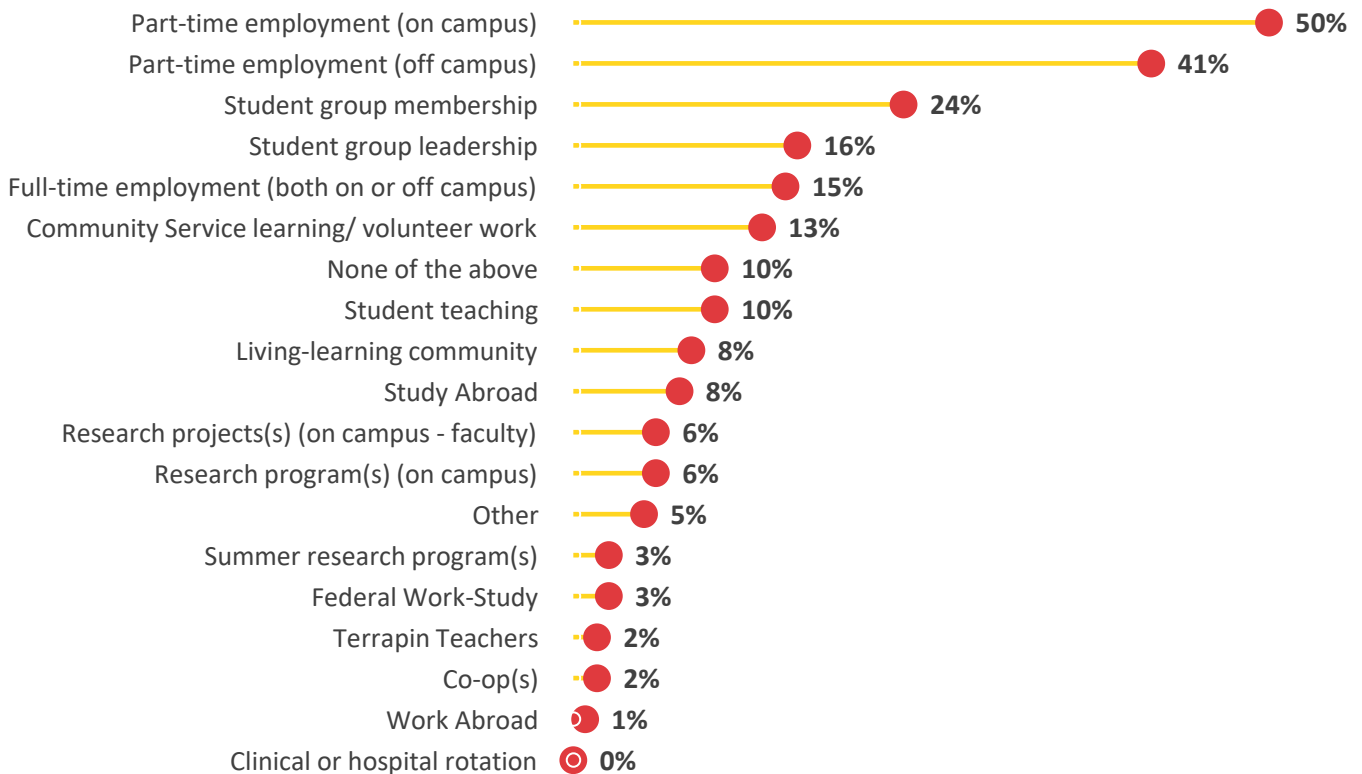
American University	<i>Data Science</i>
George Mason University	<i>Applied Information Technology</i>
Georgetown University	<i>Engineering</i>
National Tsing Hua University	<i>Engineering</i>
Stanford University	<i>Engineering</i>
University of Houston	<i>Law</i>
University of Maryland – Baltimore	<i>Information Resource Management; Nursing; Software Engineer</i>
University of Maryland – College Park	<i>Human-Computer Interaction; Information Systems; Information Management; Data Science; Public Policy</i>



OUT OF CLASSROOM EXPERIENCE

Based on 119 survey responses.*

*Graduates could select as many items as applied unless they selected “none of the above.”



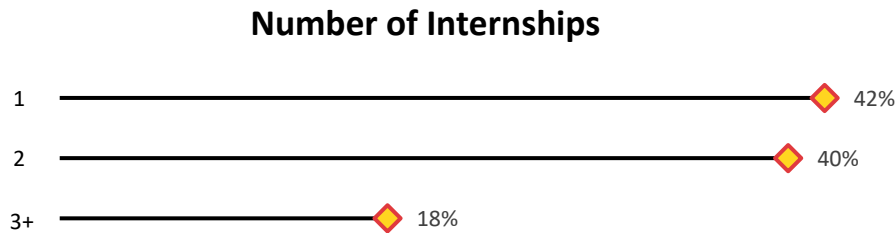
Those respondents selecting “Other” most commonly wrote in items relating to being a Teaching Assistant and participating in Terp Startup Accelerator.



INTERNSHIP PARTICIPATION

Results in this section are based on 120 responses to the internship participation section of the survey.

Fifty-two percent (52%) of respondents (62 graduates) reported having at least one internship during their time at University of Maryland. Among those graduates who reported having had internship experience, the majority completed two or more internships.



Results are based on the total number of responders who provided additional details in this section survey: Eighty-seven percent (87%) of respondents who participated in internships reported having had at least one **paid** internship. No student reported having had an internship for **academic credit**.

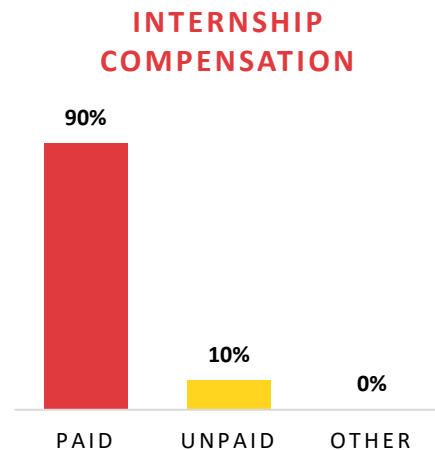
INTERNSHIP EXPERIENCES REPORTED BY GRADUATES

Among the 62 graduates who reported internships, a total of **118 internship experiences** were reported. However, results in this section are based on 20 internship experiences for which additional details were provided.

Of those internship experiences reported, none were academic credit-earning activities.

Additionally, 90% were paid, while 10% were unpaid, and none of the participants received other benefits (such as travel/parking stipend).

Of the 15 experiences that paid an hourly wage, the average reported income was \$15.64 per hour and the median reported income was \$15.00 per hour.



The A. James Clark School of Engineering



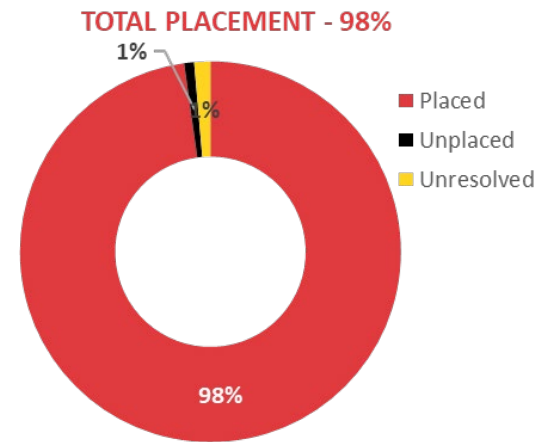
Survey Response Rate
47%



Knowledge Rate
88%

As of January 2022, data from 952 of 1,087 graduating students receiving a bachelor's degree from the University of Maryland between August 2020 and May 2021 had been collected, via the survey or other means, resulting in a knowledge rate of 88%. Most graduates were entering the workforce.

2021 GRADUATE OUTCOMES	#	%
Employed FT	758	80%
Employed PT	5	1%
Continuing Education	155	16%
Volunteering or in service program	0	0%
Serving in the Military	6	1%
Starting a business	5	0.5%
Unplaced*	8	1%
Unresolved*	13	1%
Total	950	100%
Not Seeking	2	



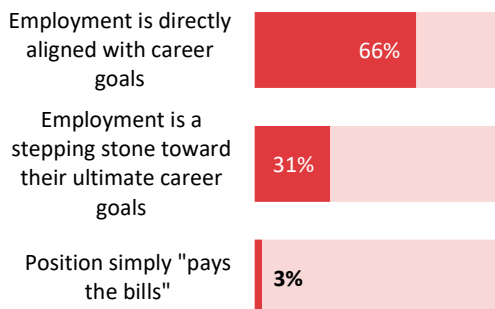
*Includes graduates who are restarting job search or had a job offer rescinded by an employer



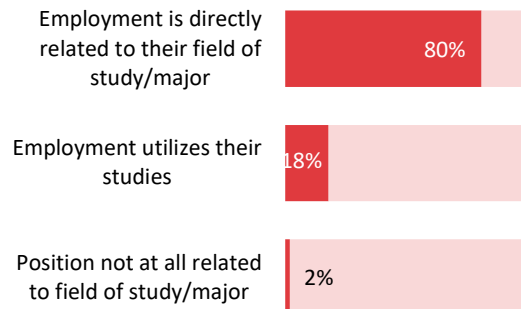
NATURE OF POSITION

Based on the 346 students who completed the entire employment outcome section of the survey:

97% of employment is either directly aligned with their career goals (66%) or is a stepping stone (31%) toward their ultimate career goals.



98% of employment is either directly related to their field of study/major (80%) or utilizes knowledge, skills, and abilities gained through their study (18%).





SALARY

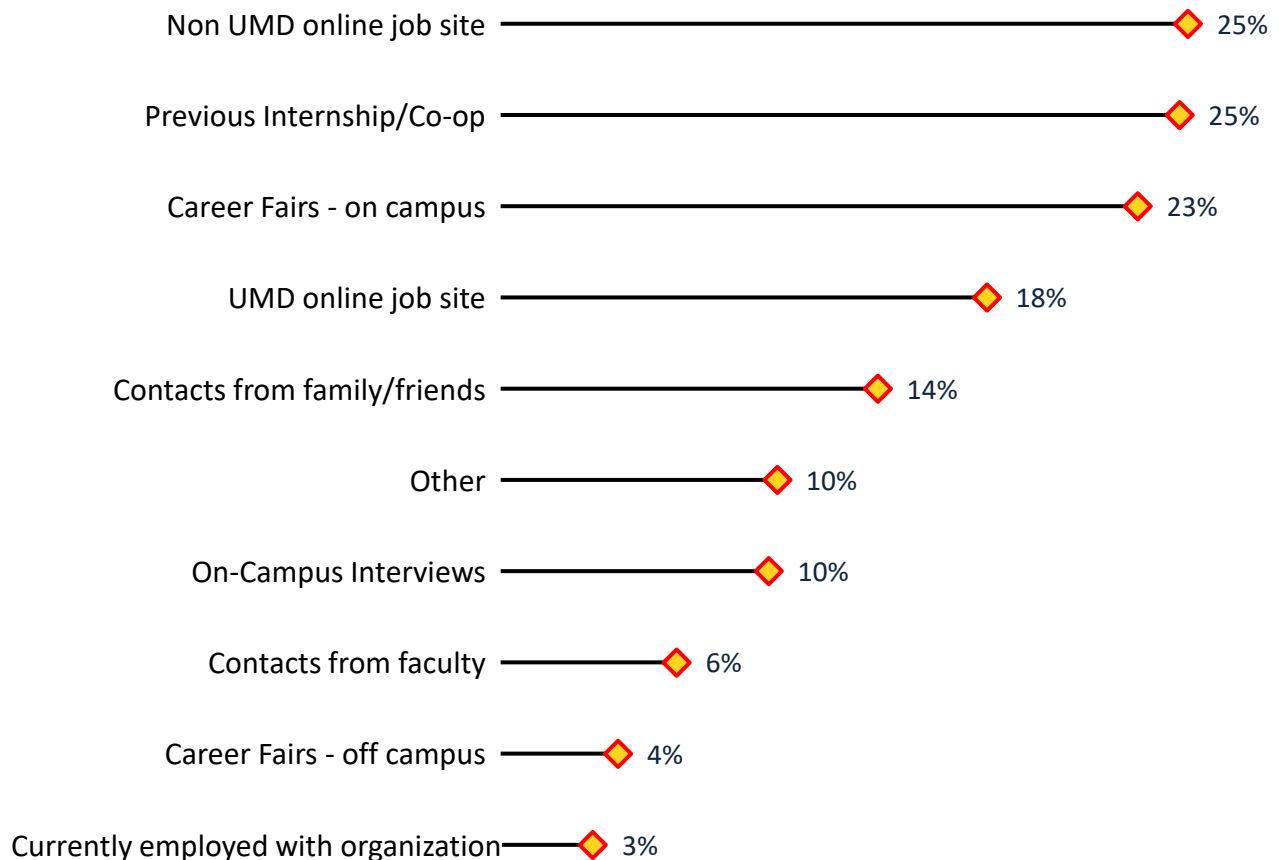
Salary information was reported by 483 graduates entering full-time employment. Of these, 111 indicated they were receiving some type of first year bonus (median bonus \$5,342).

Reported Salaries	25 th Percentile	50 th Percentile	75 th Percentile
483	\$ 66,996.73	\$ 72,696.31	\$ 79,262.85



EMPLOYMENT SEARCH

Method Used to Find Employment



Items entered for “Other” included applying online directly with employer/employee websites; social media (e.g. LinkedIn); employer information events; referral; recruiters; college event; scholarships; and internships.

SAMPLE OF EMPLOYERS AND POSITIONS REPORTED

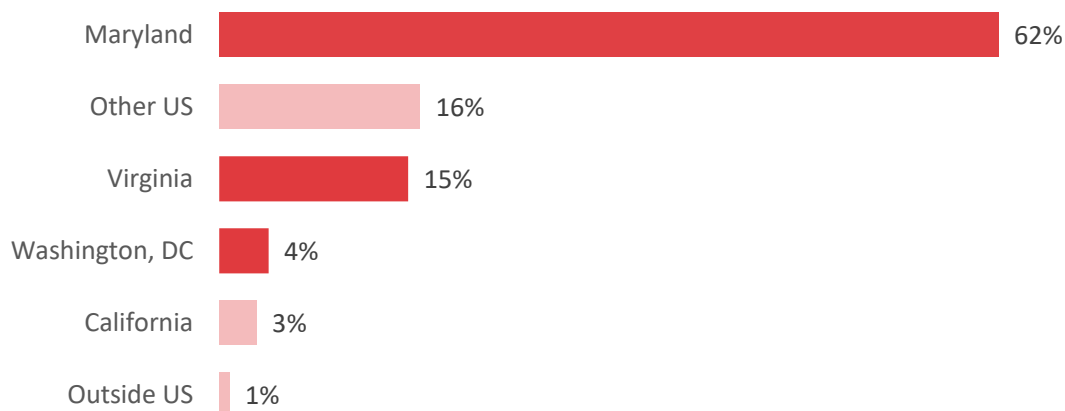
Aberdeen Test Center	<i>Test Officer</i>	KBR, Inc.	<i>EOS On Console Engineer</i>
Aerotek	<i>Antenna Test Engineer</i>	Kiewit Corporation	<i>Estimator</i>
Amazon	<i>Software Development Engineer</i>	Kimley-Horn	<i>Civil Analyst</i>
Anchin, Block & Anchin LLP	<i>Compliance Engineer</i>	Kimley-Horn	<i>Land development engineer</i>
Apple, Inc.	<i>Binary Compatibility</i>	Kite Pharma	<i>Cell Therapy Specialist</i>
ASRC Federal	<i>Satellite Operations Engineer</i>	Kite Pharma	<i>QC Analytical Lab Ops Specialist I</i>
AST & Science Inc.	<i>Associate Flight Software Engineer</i>	Koffel Associates, Inc.	<i>Fire Protection Engineer</i>
AstraZeneca	<i>Associate scientist</i>	LG Energy Solution	<i>Lean Manufacturing Engineer</i>
ATA Aerospace LLC	<i>Jr mechanical engineer</i>	Maryland State Highway Administration	<i>Transportation engineer I</i>
Atlanta Micro	<i>RF Engineer</i>	Morris and Ritchie Associates	<i>Structural Designer</i>
Avidea Technologies	<i>Chemist-I</i>	NASA	<i>Aerospace engineer</i>
Baltimore Gas and Electric Company	<i>Reliability Engineer</i>	NASA	<i>AST, Navigation Guidance & Control Systems Engineer</i>
Becton, Dickinson and Company	<i>R&D Engineer</i>	NASA	<i>Junior Mechanical Engineer</i>
Burns & McDonnell	<i>Assistant Fire Protection Engineer</i>	NASA	<i>Operations Engineer</i>
Clark Nexsen	<i>Fire Protection Engineer EIT</i>	National Aerospace Solutions	<i>Electrical Engineer I</i>
Congruence Medical Solutions	<i>Product Development Engineer</i>	Naval Surface Warfare Center	<i>Surface system safety engineer</i>
Contech Engineered Solutions	<i>Stormwater Design Engineer</i>	NBA	<i>Dancer</i>
Convergint Technologies	<i>Project Designer</i>	Northrop Grumman Corporation	<i>Associate Hardware Engineer</i>
Critical Systems	<i>Sales Engineer in Training</i>	Northrop Grumman Corporation	<i>Hardware Engineer</i>
Deloitte	<i>Business Technology Analyst</i>	Northrop Grumman Corporation	<i>Pathways Engineer Systems</i>
District of Columbia Government	<i>Environmental Engineer</i>	Orbit Logic	<i>Junior systems engineer</i>
Dominion Energy	<i>Engineer I, Corporate Risk Engineering</i>	Oshkosh Corporation	<i>Rotational Engineer</i>
Eaton	<i>Operations Rotational Engineer</i>	Pax River Naval Airstation	<i>Flight Test Engineer</i>
Ellwood Group	<i>Metallurgical Engineer</i>	Peraton	<i>Systems Engineer</i>
Emergent BioSolutions	<i>Manufacturing Associate II</i>	Renaissance Lakewood	<i>MS&T scientist 1</i>
Emergent Space Technologies	<i>Associate Aerospace Engineer</i>	RoosterBio, Inc	<i>Process Development Engineer</i>

Epic Systems	<i>Project Manager</i>	Sargent & Lundy	<i>Transmission Line Engineer</i>
Epic Systems	<i>Technical Solutions Engineer</i>	SeatGeek	<i>Security Engineer</i>
EYP	<i>Engineer, Fire Protection</i>	Siemens AG	<i>Service Specialist Engineer</i>
Fidelity Mechanical Services	<i>Assistant Project Manager</i>	Spalding Consulting, Inc.	<i>Junior Data Analyst</i>
General Motors	<i>Software Test Engineer</i>	SURVICE Engineering Company	<i>Multidisciplinary Engineer</i>
GlobalFoundries	<i>Factory Systems Setup Engineer</i>	Tesla	<i>Associate Mechanical Design Engineer</i>
Greenman-Pedersen, Inc.	<i>Design Engineer</i>	Texas Instruments, Inc.	<i>Applications Engineer</i>
Institute for Human and Machine Cognition	<i>Associate Researcher</i>	The Boeing Company	<i>Mechanical Design Engineer</i>
IZI Medical	<i>QA/RA Engineer</i>	The Boeing Company	<i>Spacecraft Systems Engineer</i>
Johns Hopkins University Applied Physics Laboratory (JHUAPL)	<i>Associate Engineer</i>	The Boeing Company	<i>Test and Evaluation Engineer</i>
Johns Hopkins University Applied Physics Laboratory (JHUAPL)	<i>Flight Analysis Engineer</i>	The Gill Corporation	<i>Quality Engineer</i>
Johnson Controls	<i>Systems Application Engineer</i>	The United States Patent and Trademark Office (USPTO)	<i>Patent examiner</i>



EMPLOYMENT LOCATIONS

Employment locations were identified for 744 graduates. Of those, 80% reported employment in the region: 62% in Maryland (458), followed by 15% in Virginia (111), and 4% in Washington, DC (29).



STARTING A BUSINESS/ORGANIZATION

Five (5) graduates reported that they started their own business or organization. Not all that indicated starting a business provided names or descriptions.



SERVICE/VOLUNTEER PROGRAMS

No graduate reported plans to participate in a service or volunteer program after graduation.



CONTINUING EDUCATION

One hundred and fifty-five (155) graduates reported that they would be continuing their education as their main pursuit after graduation based on survey, clearing house and other data. The most popular areas of study include engineering (electrical, mechanical, fire protection etc.), medicine, robotics, project management, architecture, law, and education.

TYPE OF DEGREE/PROGRAM	#	%
Associate's	0	0%
Second Bachelor's	0	0%
Health Professional (MD, DO, Pharm.D, Au.D, etc.)	0	0%
Law (JD)	1	1%
Masters/MBA	80	52%
Ph.D. or Doctoral	46	30%
Certificate	0	0%
Non-degree Seeking (Post-bac., Cont. Edu. Credits)	1	1%
Unspecified	27	17%
TOTAL	155	100%

SAMPLE OF UNIVERSITIES AND PROGRAMS REPORTED

American University	<i>Law</i>	Texas A&M University	<i>Engineering</i>
Boston University	<i>Engineering</i>	University of California, Berkeley	<i>Engineering</i>
Carnegie Mellon University	<i>Mechanical Engineering; Robotics</i>	University of California, Davis	<i>Engineering</i>
Cornell University	<i>Biomedical Engineering</i>	University of Economics, Prague	<i>Economic Data Analytics</i>
Duke University	<i>Biological Sciences; Engineering; Statistics</i>	University of Florida	<i>Architecture</i>
Florida International University	<i>Statistics; Education</i>	University of Maryland - College Park	<i>Engineering, Fire Protection Engineering; Civil Engineering, Bioengineering Journalism; Robotics</i>
Georgetown University	<i>Biotechnology</i>	University of Michigan	<i>Robotics; Sustainable Systems</i>
Georgia Institute of Technology	<i>Aerospace Engineering; Material Science Engineering</i>	University of Pennsylvania	<i>Mechanical Engineering; Medicine</i>

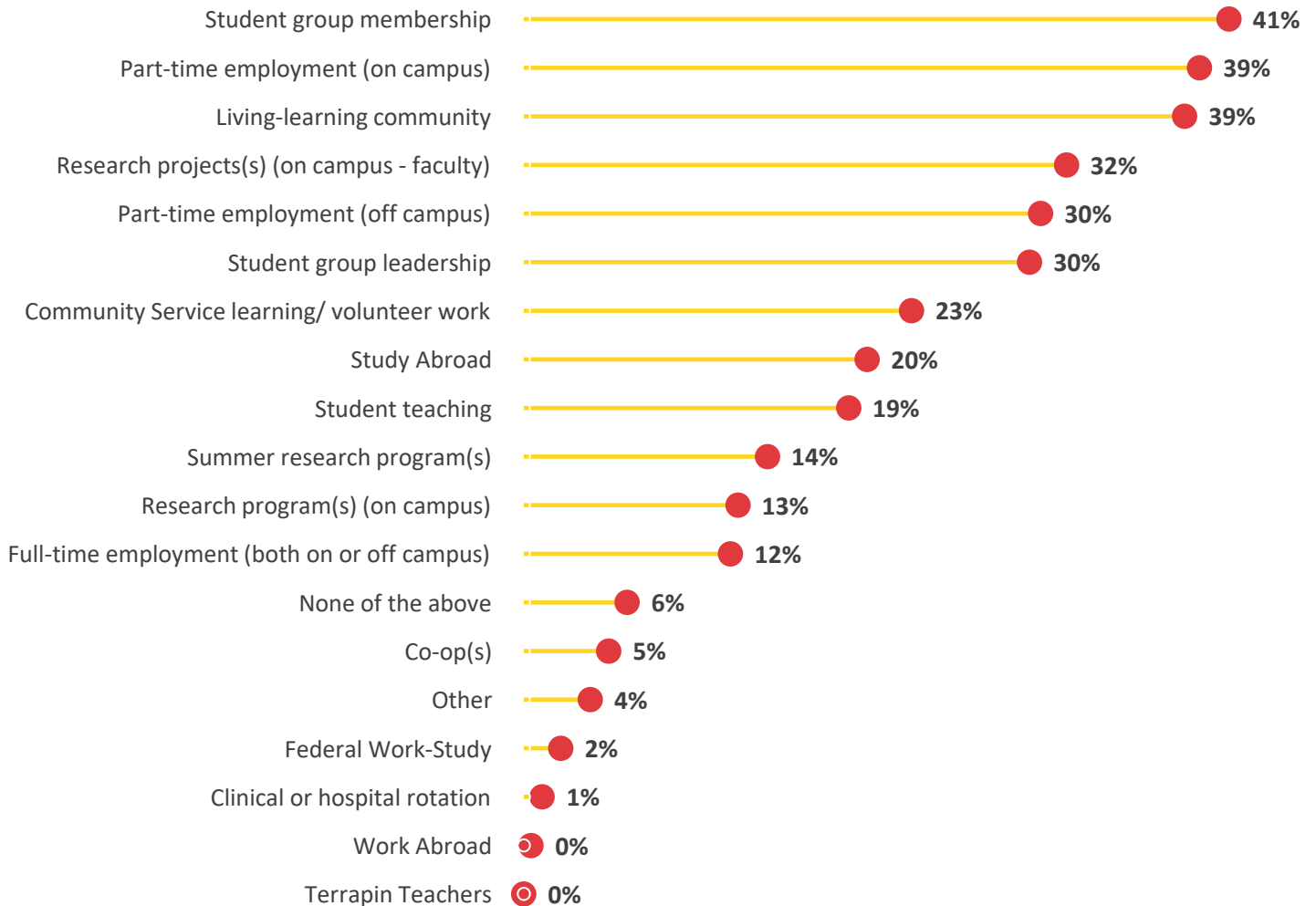
Johns Hopkins University	<i>Engineering; Medicine</i>	University of Southern California	<i>Engineering</i>
Northwestern University	<i>Chemistry; Engineering</i>	University of Texas at Austin	<i>Engineering</i>
Princeton University	<i>Engineering</i>	University of Washington - Seattle	<i>Bioengineering</i>
Stanford University	<i>Engineering</i>		



OUT OF CLASSROOM EXPERIENCE

Based on 464 survey responses. *

*Graduates could select as many items as applied, unless they selected “none of the above.”



Those respondents selecting “Other” most commonly wrote in items relating to “Greek” life (fraternity/sorority); being a Teaching Assistant; participating in Engineers without Borders, Terp Thon, Terp Racing, Club Soccer and ROTC.




INTERNSHIP PARTICIPATION

Results in this section are based on 466 responses to the internship participation section of the survey.

Seventy-nine percent (79%) of respondents (366 graduates) reported having at least one internship during their time at University of Maryland. Among those graduates who reported having had internship experience, the majority completed two or more internships.

Number of Internships



Results are based on the total number of responders who provided additional details in this section survey: Ninety-six percent (96%) of respondents who participated in internships reported having had at least one **paid** internship. Seven percent (7%) reported having had at least one internship for **academic credit**.

INTERNSHIP EXPERIENCES REPORTED BY GRADUATES

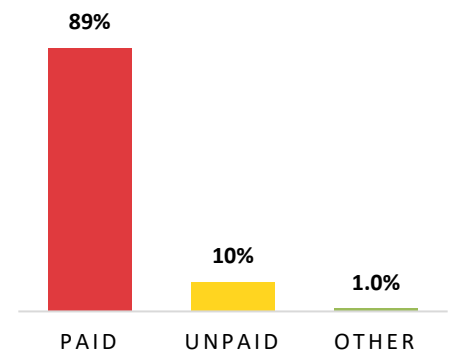
Among the 366 graduates who reported internships, a total of **731 internship experiences** were reported. However, results in this section are based on 242 internship experiences for which additional details were provided.

Of those internship experiences reported, 5% were academic credit-earning activities.

Additionally, 89% were paid, while 10% were unpaid, and 1% earned the participant some benefit (such as travel/parking stipend), but not full payment.

Of the 160 experiences that paid an hourly wage, the average reported income was \$19.75 per hour and the median reported income was \$20.00 per hour.

INTERNSHIP COMPENSATION



Phillip Merrill College of Journalism



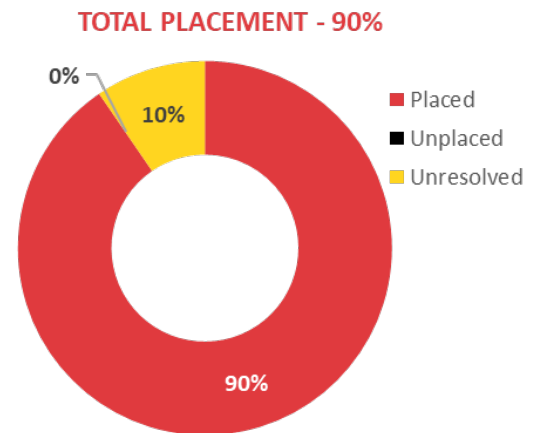
Survey Response Rate
79%



Knowledge Rate
99%

As of January 2022, data from 115 of 116 graduating students receiving a bachelor's degree from the University of Maryland between August 2020 and May 2021 had been collected, via the survey or other means, resulting in a knowledge rate of 99%. Most graduates were entering the workforce.

2021 GRADUATE OUTCOMES	#	%
Employed FT	83	72%
Employed PT	9	8%
Continuing Education	11	10%
Volunteering or in service program	0	0%
Serving in the Military	0	0%
Starting a business	1	0.9%
Unplaced*	0	0%
Unresolved*	11	10%
TOTAL	115	100%
Not Seeking	0	



**Includes graduates who are restarting job search or had a job offer rescinded by an employer*



NATURE OF POSITION

Based on the 46 students who completed the entire employment outcome section of the survey:

91% of employment is either directly aligned with their career goals (51%) or is a stepping stone (40%) toward their ultimate career goals.



93% of employment is either directly related to their field of study/major (58%) or utilizes knowledge, skills, and abilities gained through their study (36%).





SALARY

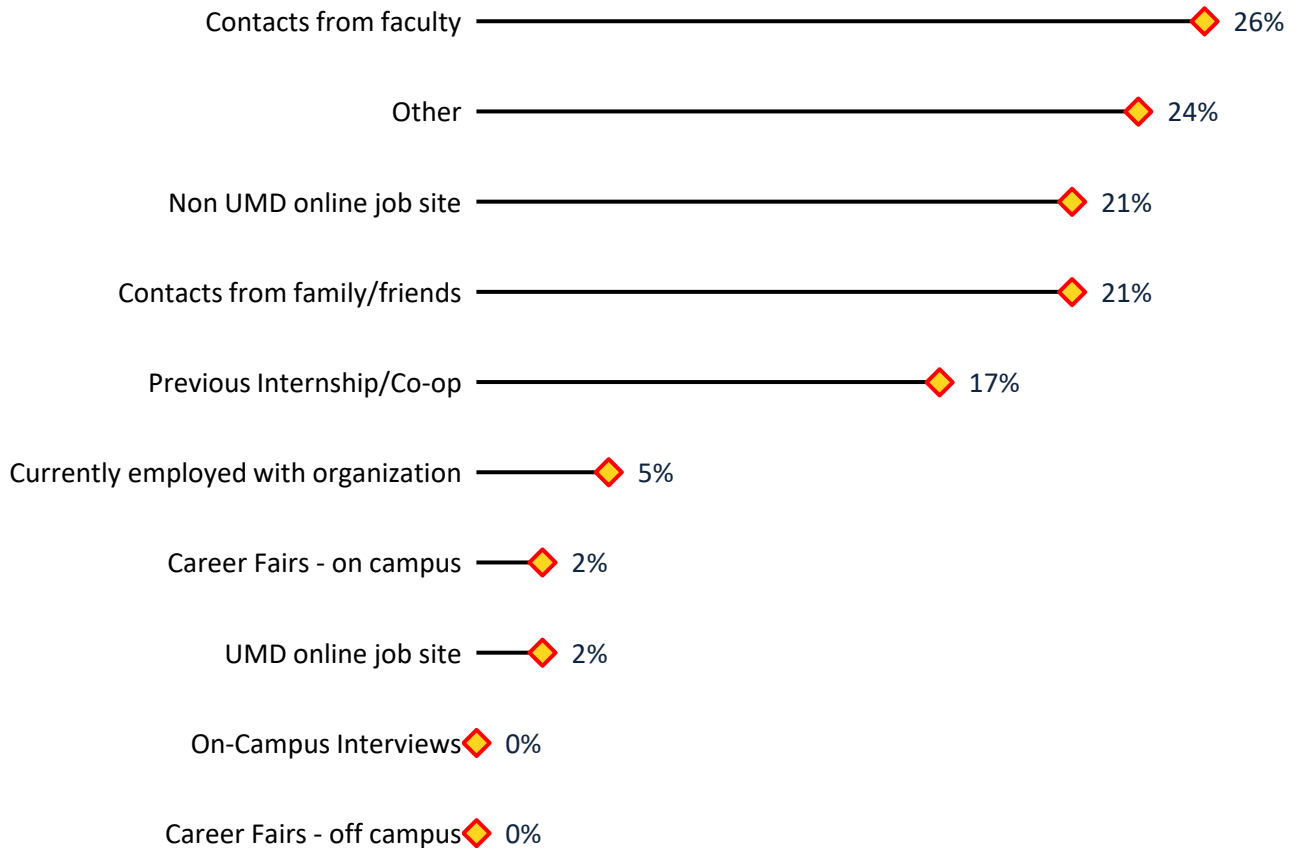
Salary information was reported by 34 graduates entering full-time employment. Of these, 7 indicated they were receiving some type of first year bonus (median bonus \$1,749).

Reported Salaries 34	25th Percentile \$ 34,499.10	50th Percentile \$ 42,499.50	75th Percentile \$ 51,249.75
--------------------------------	---	---	---



EMPLOYMENT SEARCH

Method Used to Find Employment



Items entered for “Other” included applying online directly with employer/employee websites; social media (e.g., LinkedIn, Twitter); alumni referral, and through recruiter events.

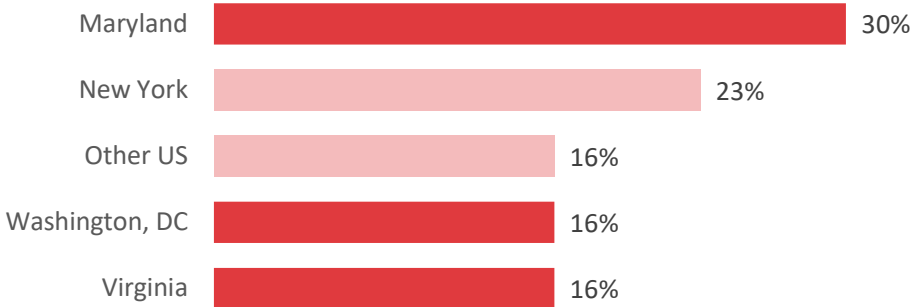
SAMPLE OF EMPLOYERS AND POSITIONS REPORTED

Afro American News /Report for America	<i>Corps Member</i>	Morgan Stanley	<i>Financial Analyst</i>
Ahn Fire Digital Inc.	<i>Staff Writer</i>	NBC	<i>Desk assistant</i>
Barclays Investment Bank	<i>Student ministry and communications resident</i>	NBC29 WVIRTV	<i>Reporter</i>
BlackDog Advertising	<i>Digital Marketing Associate</i>	NPR	<i>Intern for It's Been a Minute with Sam Sanders</i>
Bloomberg L.P.	<i>Intern</i>	Richmond Times-Dispatch	<i>Copy editing intern</i>
Capital One	<i>Developer Academy Associate</i>	SchoolDuels	<i>Operations and Content Coordinator</i>
Choice Hotels International, Inc.	<i>Public Relations Coordinator</i>	Sinclair Broadcast Group - WRBC/WCWN (CBS6)	<i>Newscast Producer</i>
CNN (Warner Media)	<i>News Associate</i>	Sirius XM Satellite Radio	<i>Associate Producer</i>
Cognitive Behavioral Consultants	<i>Marketing and Communications Coordinator</i>	South River Mortgage	<i>Underwriter</i>
Democratic Congressional Campaign Committee	<i>Digital Strategist</i>	Sports Illustrated	<i>Editorial Intern</i>
Editorial Projects in Education	<i>Intern</i>	The Baltimore Sun	<i>Health desk intern</i>
Embassy of the United States Paris, France	<i>Press Assistant</i>	The Boston Globe	<i>Business Reporting Intern</i>
FanDuel, Inc.	<i>Player News Associate</i>	The Parkersburg News and Sentinel	<i>News reporter</i>
Federal Aviation Administration	<i>Intern</i>	University of Maryland	<i>Peer Leader for UMD's uTERP Summer Program</i>
Forbes	<i>Junior Video Producer and Editor</i>	USAFacts	<i>Data Analyst</i>
Fox Business	<i>Line Producer</i>	Verizon Media	<i>Live Camera Operator</i>
Fox News	<i>Production Assistant</i>	WBFF	<i>News video editor</i>
Handshake Partners	<i>Social Media and Communications Manager</i>	WDBJ7	<i>Editor/Photographer</i>
Inside Washington Publications	<i>Reporter</i>	Wolf	<i>Market Development Representative</i>
Insight Global	<i>Account Manager</i>		
Intercollegiate Studies Institute	<i>Journalism Fellow</i>		
LaForce	<i>Public Relations/Digital Content Intern</i>		
Law360	<i>News Apprentice</i>		
Livanta	<i>Communications Specialist</i>		



EMPLOYMENT LOCATIONS

Employment locations were identified for 44 graduates. Of those, 61% reported employment in the region: 30% in Maryland (13), followed by 16% in Washington, DC (7), and 16% in Virginia (7).



STARTING A BUSINESS/ORGANIZATION

One (1) graduate reported that they started their own business or organization. Not all that indicated starting a business provided names or descriptions.

SERVICE/VOLUNTEER PROGRAMS



No graduate reported plans to participate in a service or volunteer program after graduation.



CONTINUING EDUCATION

Eleven (11) graduates reported that they would be continuing their education as their main pursuit after graduation based on survey, clearing house and other data. The most popular areas of study include law, international relations, counseling, public policy, marketing, and broad cast and digital journalism.

TYPE OF DEGREE/PROGRAM	#	%
Associate's	0	0%
Second Bachelor's	0	0%
Health Professional (MD, DO, Pharm.D, Au.D, etc.)	0	0%
Law (JD)	3	27%
Masters/MBA	8	73%
Ph.D. or Doctoral	0	0%
Certificate	0	0%
Non-degree Seeking (Post-bac., Cont. Edu. Credits)	0	0%
Unspecified	0	0%
TOTAL	11	100%

SAMPLE OF UNIVERSITIES AND PROGRAMS REPORTED

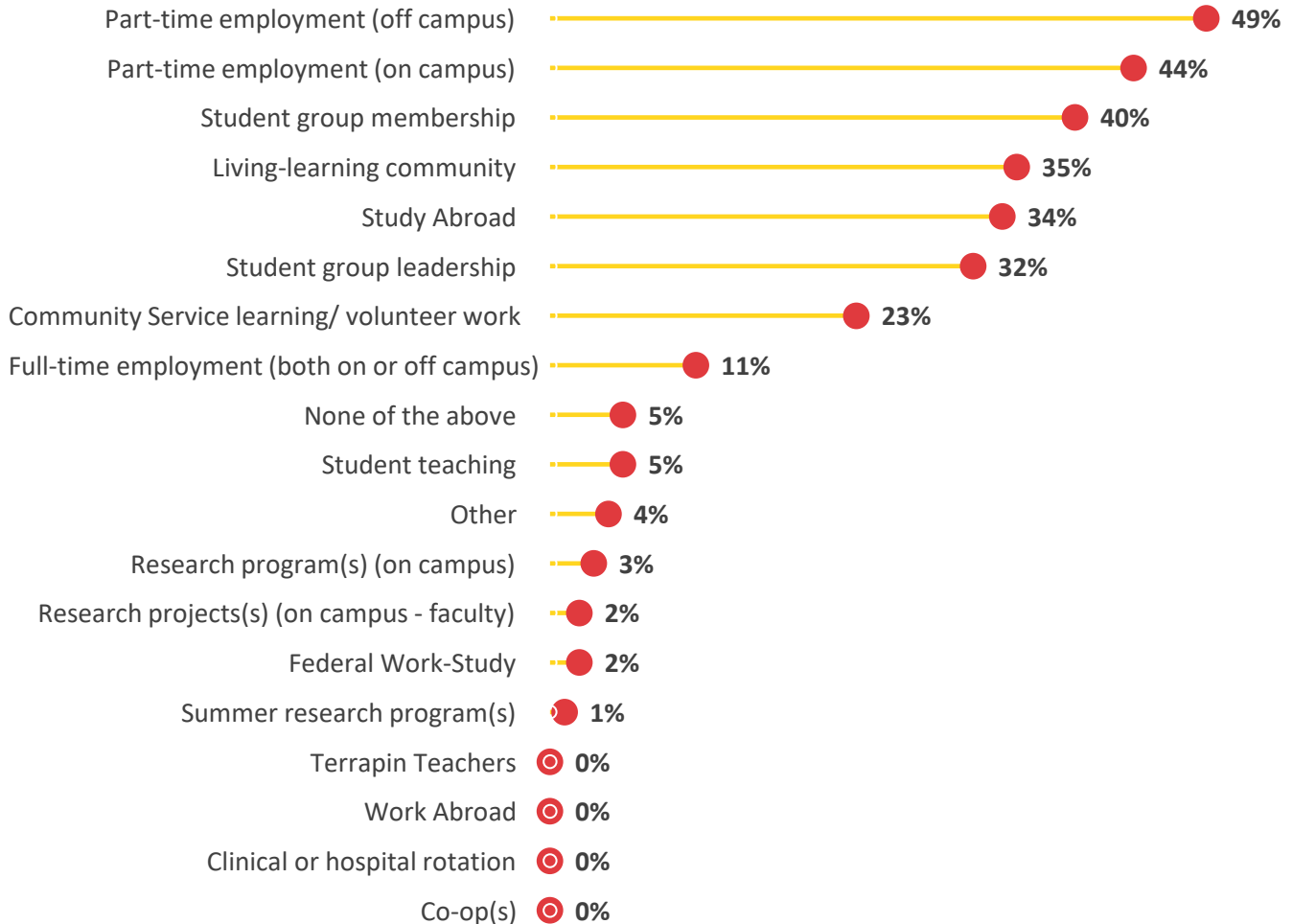
Cleveland State University	<i>Law</i>
George Washington University	<i>Counseling</i>
Syracuse University	<i>Broadcast and Digital Journalism</i>
University of California	<i>Law</i>
University of Economics, Prague	<i>Economic Data Analysis</i>
University of Maryland--College	<i>International Relations; Marketing; Public Policy</i>



OUT OF CLASSROOM EXPERIENCE

Based on 91 survey responses. *

*Graduates could select as many items as applied, unless they selected "none of the above."



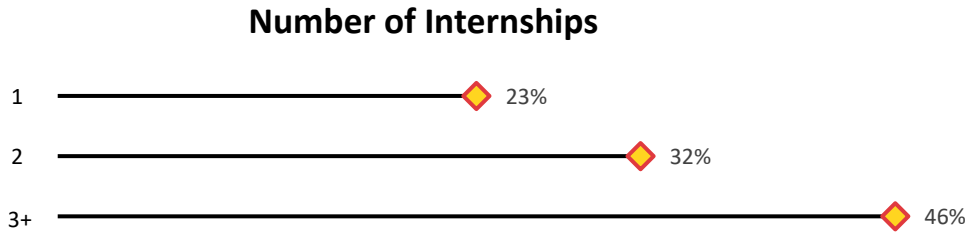
Those respondents selecting "Other" most commonly wrote writing for Diamond Back and other on-campus publications and being a Teaching Assistant.



INTERNSHIP PARTICIPATION

Results in this section are based on 90 responses to the internship participation section of the survey.

Hundred percent (100%) of respondents (90 graduates) reported having at least one internship during their time at University of Maryland. Among those graduates who reported having had internship experience, the majority completed two or more internships.



Results are based on the total number of responders who provided additional details in this section survey: Seventy-one percent (71%) of respondents who participated in internships reported having had at least one **paid** internship. All graduates reported having had at least one internship for **academic credit**.

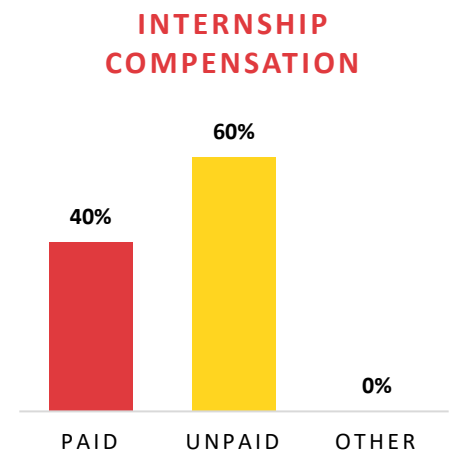
INTERNSHIP EXPERIENCES REPORTED BY GRADUATES

Among the 90 graduates who reported internships, a total of **240 internship experiences** were reported. However, results in this section are based on 35 internship experiences for which additional details were provided.

Of those internship experiences reported, 17% were academic credit-earning activities.

Additionally, 40% were paid, while 60% were unpaid, and none of the participants received other benefits (such as travel/parking stipend).

Of the thirteen experiences that paid an hourly wage, the average reported income was \$16.00 per hour and the median reported income was \$15.00 per hour



School of Architecture, Planning, and Preservation



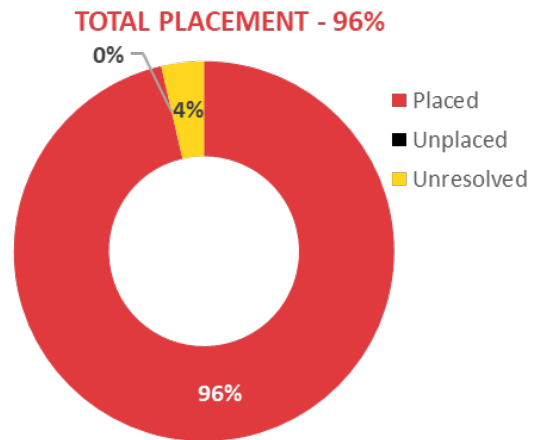
Survey Response Rate
38%



Knowledge Rate
75%

As of January 2022, data from 84 of 112 graduating students receiving a bachelor's degree from the University of Maryland between August 2020 and May 2021 had been collected, via the survey or other means, resulting in a knowledge rate of 70%. Most graduates were entering the workforce.

2021 GRADUATE OUTCOMES	#	%
Employed FT	43	52%
Employed PT	2	2%
Continuing Education	33	40%
Volunteering or in service program	1	1%
Serving in the Military	1	1%
Starting a business	0	0.0%
Unplaced*	0	0%
Unresolved*	3	4%
TOTAL	83	100%
Not Seeking	1	



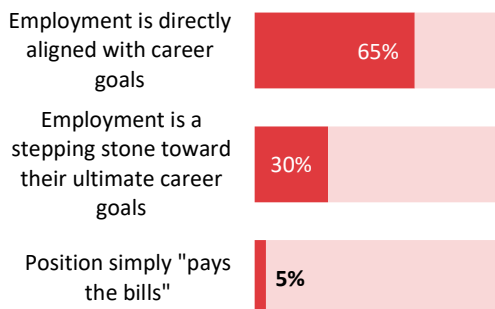
*Includes graduates who are restarting job search or had a job offer rescinded by an employer



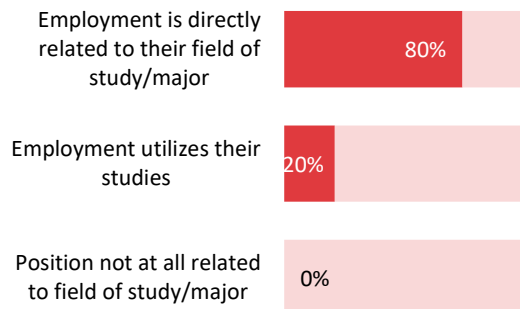
NATURE OF POSITION

Based on the 20 students who completed the entire employment outcome section of the survey:

95% of employment is either directly aligned with their career goals (65%) or is a stepping stone (30%) toward their ultimate career goals.



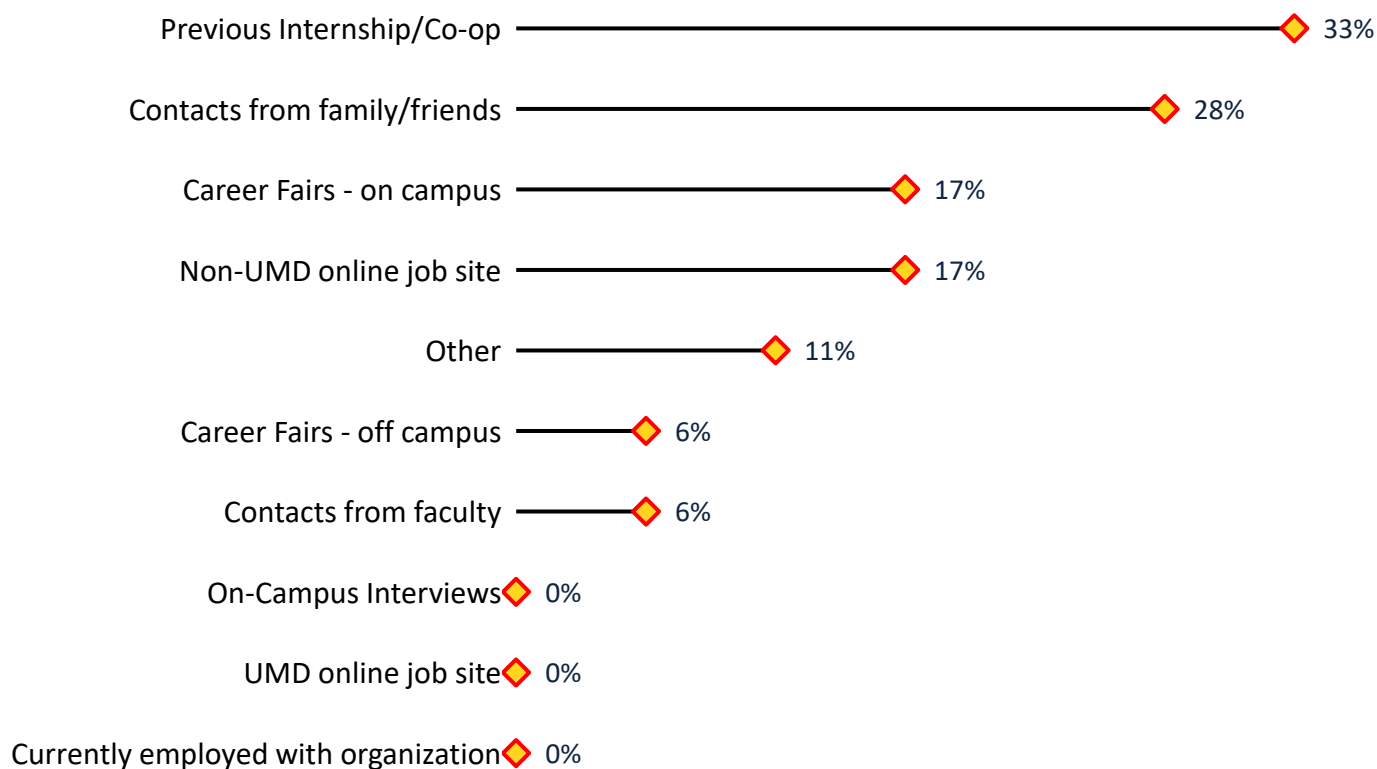
100% of employment is either directly related to their field of study/major (80%) or utilizes knowledge, skills, and abilities gained through their study (20%).




SALARY

Salary information was reported by 13 graduates entering full-time employment. Of these, 1 indicated receiving some type of first year bonus in the range of \$3,000 - \$3,999).

Reported Salaries	25 th Percentile	50 th Percentile	75 th Percentile
13	\$ 51,041.46	\$ 53,749.25	\$ 63,749.25


EMPLOYMENT SEARCH
Method Used to Find Employment


Items entered for “Other” included applying online directly with employer/employee websites, and recruiter events.

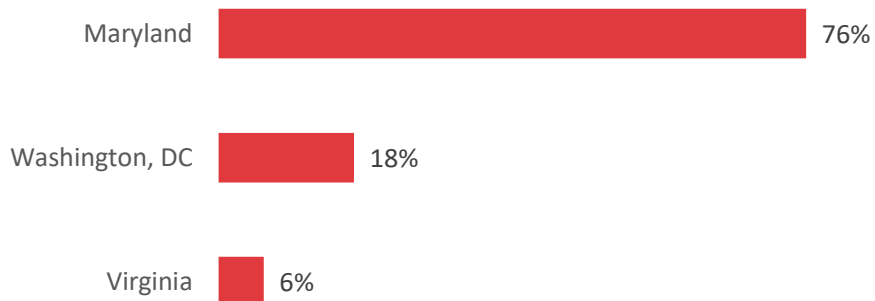
SAMPLE OF EMPLOYERS AND POSITIONS REPORTED

Miltenyi Biotec	<i>Facilities Project Coordinator</i>
Alloy5 Architecture	<i>Architectural Designer</i>
Amazon	<i>Area Manager</i>
Arcitell LLC Manufacturer of Qora Cladding	<i>Architectural Designer</i>
Arium AE	<i>Architectural Designer</i>
Ben & Jerry's	<i>Ice Cream Scooper</i>
Booz Allen Hamilton	<i>Project Manager</i>
EYA	<i>Development Analyst</i>
EYP	<i>Architectural Designer</i>
Fisher Architecture	<i>Architectural Designer</i>
GF55 Architects	<i>Architectural Designer</i>
Gilbane Building Company	<i>Project Engineer</i>
Hill and Hurtt Architects	<i>Staff architect</i>
Internet Brands	<i>Product Manager</i>
Liberty's Promise	<i>Program Facilitator</i>
Liff, Walsh & Simmons	<i>Land Use Associate Planner</i>
Manns Woodward Studios Architects	<i>Architectural Designer</i>
Michael Baker International	<i>Architectural Designer</i>
Michael Marshall Design	<i>Architectural Designer</i>
Montgomery County Government	<i>Recreation Assistant</i>
Ratcliffe Architects	<i>Architectural Associate</i>
Streetsense	<i>Designer I, Architecture</i>
The Falcon Group	<i>Project Manager</i>
The Sofa Store	<i>Design Consultant</i>
The Whiting-Turner Contracting Company	<i>Project Engineer</i>
ThreatModeler Software, Inc	<i>Product Management Intern</i>
WCS Construction	<i>Project Engineer</i>
Whiting-Turner Contracting Company	<i>Project Manager</i>
Wilmot Sanz Architects	<i>Architect</i>



EMPLOYMENT LOCATIONS

Employment locations were identified for 17 graduates. Of those, 100% reported employment in the region: 76% in Maryland (13), followed by 18% in Washington, DC (3), and 6% in Virginia (1).



STARTING A BUSINESS/ORGANIZATION

No graduates reported that they started their own business or organization.



SERVICE/VOLUNTEER PROGRAMS

One (1) graduate reported plans to participate in a service or volunteer program after graduation. Programs reported include:

- ✔ Neighborhood Design Center (1)



CONTINUING EDUCATION

Thirty-three (33) graduates reported that they would be continuing their education as their main pursuit after graduation based on survey, clearing house and other data. The most popular areas of study include architecture, real estate development, and community planning,

TYPE OF DEGREE/PROGRAM	#	%
Associate's	0	0%
Second Bachelor's	1	3%
Health Professional (MD, DO, PharmD, Au.D, etc.)	0	0%
Law (JD)	0	0%
Masters/MBA	29	88%
Ph.D. or Doctoral	0	0%
Certificate	0	0%
Non-degree Seeking (Post-bac., Cont. Edu. Credits)	0	0%
Unspecified	3	9%
TOTAL	33	100%

SAMPLE OF UNIVERSITIES AND PROGRAMS REPORTED

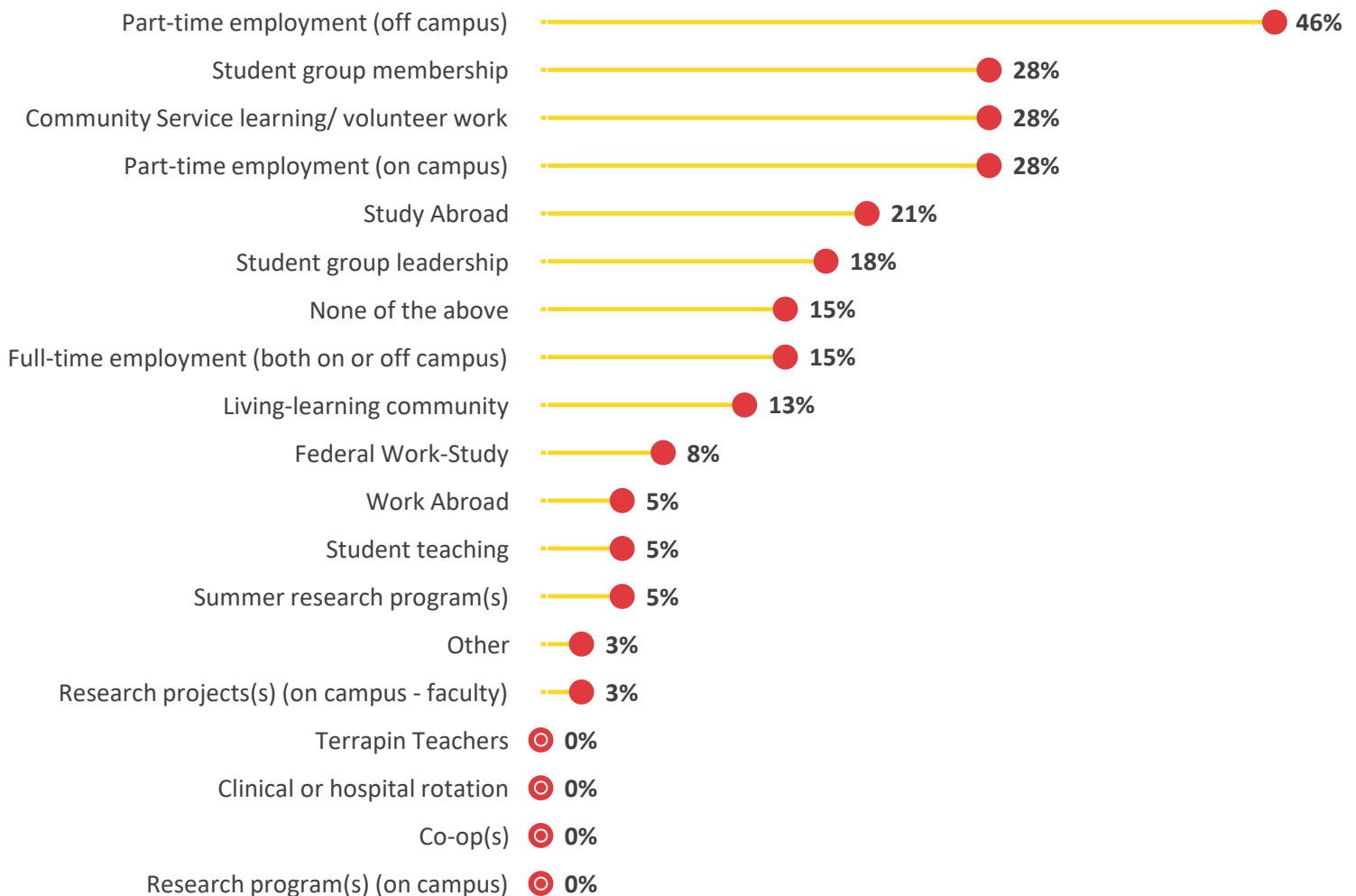
Catholic University of America	<i>Architecture</i>
City College of New York	<i>Architecture</i>
Illinois Institute of Technology	<i>Architecture Advanced Programming</i>
University of Maryland--College Park (MD)	<i>Architecture; Community Planning; Real Estate Development</i>
University of Virginia	<i>Architecture</i>
University of Washington – Seattle	<i>Architecture</i>
Virginia Polytech & State University	<i>Architecture</i>



OUT OF CLASSROOM EXPERIENCE

Based on 39 survey responses. *

*Graduates could select as many items as applied, unless they selected “none of the above.”

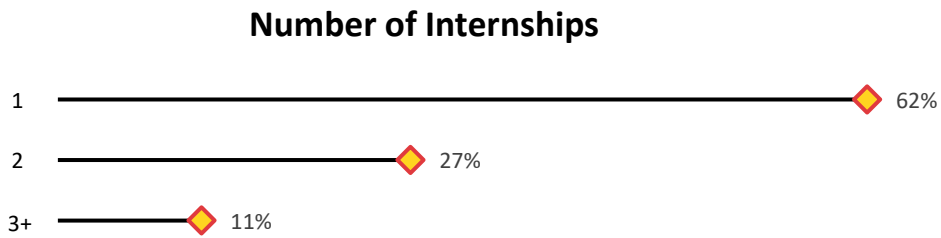




INTERNSHIP PARTICIPATION

Results in this section are based on forty (40) responses to the internship participation section of the survey.

Sixty-five percent (65%) of respondents (26 graduates) reported having at least one internship during their time at University of Maryland.



There were too few responses to this section of the survey to generate statistics that can be generalized on the number of students who reported having had at least one **paid** internship; at least one internship for **academic credit**; and on internship compensation.

School of Public Health



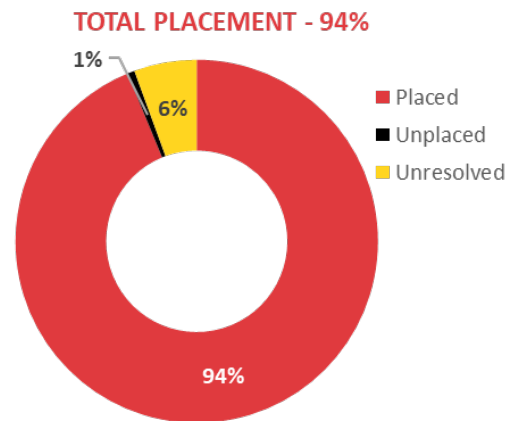
Survey Response Rate
36%



Knowledge Rate
64%

As of January 2022, data from 468 of 733 graduating students receiving a bachelor’s degree from the University of Maryland between August 2020 and May 2021 had been collected, via the survey or other means, resulting in a knowledge rate of 64%. Most graduates were entering the workforce.

2021 GRADUATE OUTCOMES	#	%
Employed FT	227	49%
Employed PT	18	4%
Continuing Education	180	39%
Volunteering or in service program	4	1%
Serving in the Military	3	1%
Starting a business	4	0.9%
Unplaced*	3	1%
Unresolved*	26	6%
TOTAL	465	100%
Not Seeking	3	



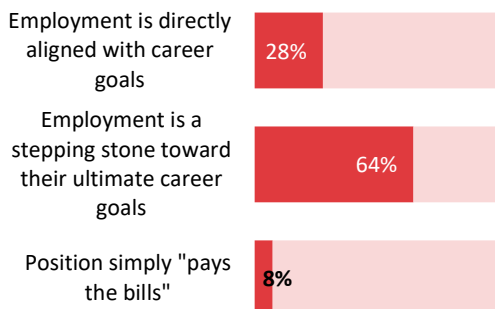
*Includes graduates who are restarting job search or had a job offer rescinded by an employer



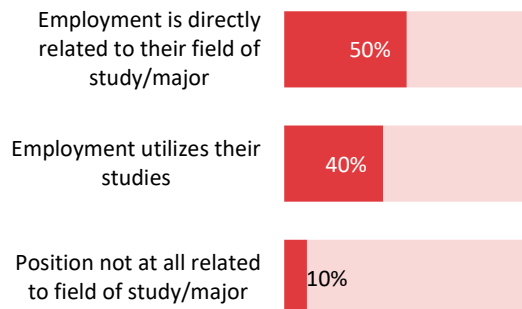
NATURE OF POSITION

Based on the 104 students who completed the entire employment outcome section of the survey:

92% of employment is either directly aligned with their career goals (28%) or is a stepping stone (64%) toward their ultimate career goals.



90% of employment is either directly related to their field of study/major (50%) or utilizes knowledge, skills, and abilities gained through their study (40%).





SALARY

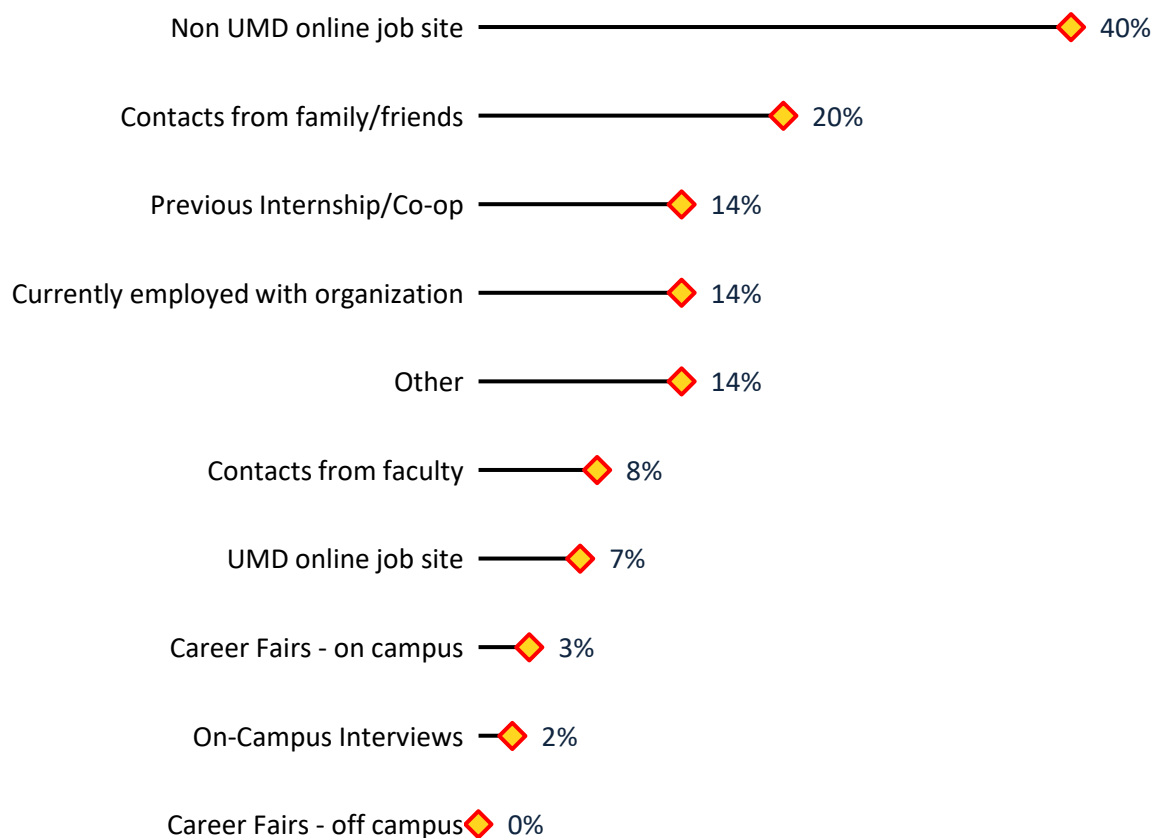
Salary information was reported by 70 graduates entering full-time employment. Of these, 10 indicated they were receiving some type of first year bonus (median bonus \$1,000).

Reported Salaries	25 th Percentile	50 th Percentile	75 th Percentile
70	\$ 31,166.43	\$ 38,749.25	\$ 48,927.79



EMPLOYMENT SEARCH

Method Used to Find Employment



Items entered for “Other” included applying online directly with employer/employee websites; social media (e.g., LinkedIn, Twitter); college listservs; alumni referrals; family business; student position; and previously held job.

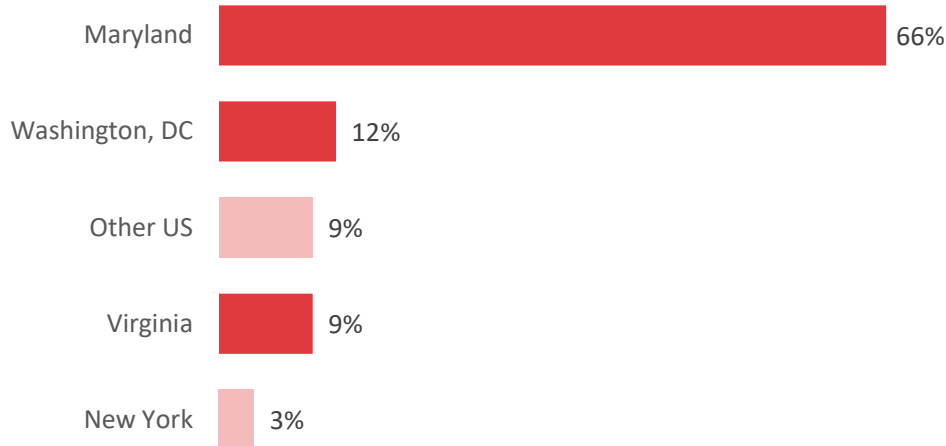
SAMPLE OF EMPLOYERS AND POSITIONS REPORTED

Amazon	<i>Area Manager</i>	Kunlun Mountain Acupuncture	<i>Administrative Assistant</i>
American Kidney Fund	<i>Public Education Assistant</i>	Latin American Youth Center	<i>Family Support Worker</i>
Blackfish Federal	<i>Records Management Specialist</i>	Laurel Advocacy & Referral Services	<i>Emergency Services Case Manager</i>
Bright Beginnings Inc.	<i>Health Services Assistant</i>	Maryland Government	<i>Human Service Navigator</i>
Bunnag Comprehensive Dentistry	<i>Dental Assistant</i>	Maryland Government	<i>Managed Care Analyst</i>
CareFirst BlueCross BlueShield	<i>Whole Health and Wellness Intern</i>	Maryland Government	<i>Mental Health Aide</i>
Centennial Medical Group	<i>Lab Scientist</i>	MedStar Washington Hospital Center	<i>Occupational Therapy Aide</i>
Champions Oncology	<i>Research Technician II</i>	Merck & Co	<i>Associate Scientist</i>
Charles County Public Schools	<i>Science Teacher</i>	National Academy for State Health Policy (NASHP)	<i>Research Analyst</i>
Child Care Aware of America	<i>Enhanced Referral Specialist</i>	National Institutes of Health (NIH)	<i>Grants Management Specialist</i>
District of Columbia Public Schools	<i>Educational Aide</i>	National Institutes of Health (NIH)	<i>Public Health Specialist</i>
Envision Sport Physical Therapy and Pilates	<i>Physical Therapy Aide</i>	Neuromonitoring Technologies Inc.	<i>Neurophysiologist</i>
Epic Systems	<i>Project Manager</i>	Pathways Inc	<i>Outreach & Education Specialist</i>
EY	<i>Tech Consulting</i>	PT PMC LLC	<i>Physical Therapy Technician</i>
FCB Health New York	<i>Regulatory Operations Specialist</i>	Takeda	<i>Project Coordinator</i>
Friendship Children's Center	<i>Preschool Teacher</i>	U.S. Army	<i>Second Lieutenant</i>
Hearing Screening Associates	<i>Newborn Hearing Screener</i>	U.S. Department of Health & Human Services	<i>Pathways Intern</i>
ICF International	<i>Environmental health sciences research assistant</i>	U.S. Food and Drug Administration	<i>Project Coordinator</i>
Innovative Services & Solutions LLC	<i>Healthcare Recruiter</i>	United States Pharmacopeia	<i>Compendium Policy Intern</i>
International Spine, Pain, and Performance	<i>Patient Care Coordinator</i>	University of California Los Angeles	<i>Assistant Public Administration Analyst</i>



EMPLOYMENT LOCATIONS

Employment locations were identified for 86 graduates. Of those, 66% reported employment in the region: 66% in Maryland (57), followed by 12% in Washington, DC (10), and 9% in Virginia (8).



STARTING A BUSINESS/ORGANIZATION

Four (4) graduates reported that they started their own business or organization. Not all that indicated starting a business provided names or descriptions.



SERVICE/VOLUNTEER PROGRAMS

Four (4) graduates reported plans to participate in a service or volunteer program after graduation. Programs reported include:

- ☑ **AmeriCorps (1)**
- ☑ **International Rescue Committee (1)**
- ☑ **National Healthcorps (1)**



CONTINUING EDUCATION

One hundred and eighty (180) graduates reported that they would be continuing their education as their main pursuit after graduation based on survey, clearing house and other data. The most popular areas of study include public health, occupational therapy, social work, physical therapy, nursing, and dentistry.

TYPE OF DEGREE/PROGRAM	#	%
Associate's	1	1%
Second Bachelor's	4	2%
Health Professional (MD, DO, Pharm.D, Au.D, etc.)	14	8%

Law (JD)	2	1%
Masters/MBA	125	69%
Ph.D. or Doctoral	3	2%
Certificate	1	1%
Non-degree Seeking (Post-bac., Cont. Edu. Credits)	0	0%
Unspecified	30	17%
TOTAL	180	100%

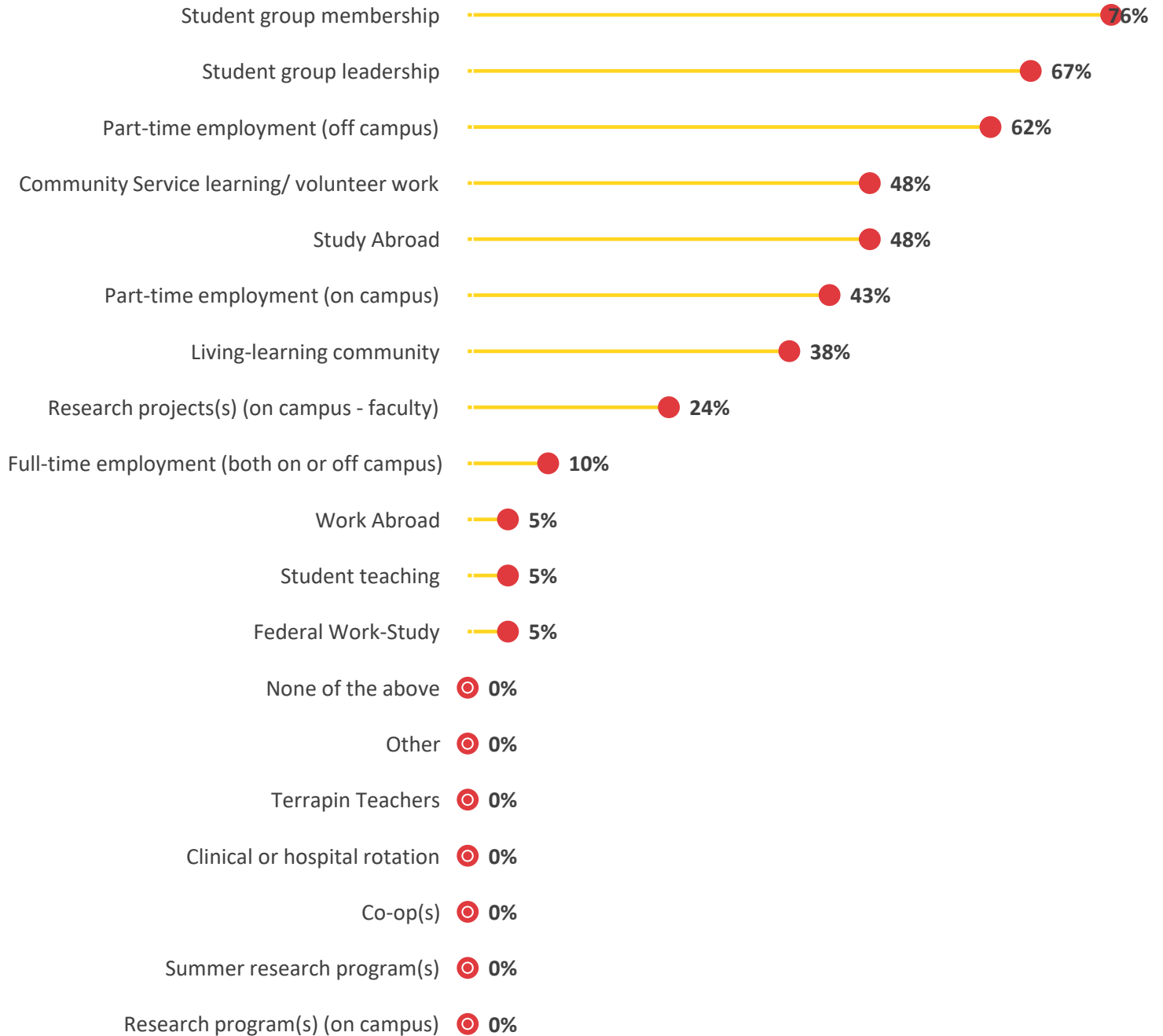
SAMPLE OF UNIVERSITIES AND PROGRAMS REPORTED

Arcadia University	<i>Physical Therapy</i>	Liberty University	<i>Nutrition</i>
Boston University	<i>Athletic Training; Social Work</i>	New York University	<i>Higher Education; Occupational Therapy; Public Health; Social Work</i>
Columbia University	<i>Occupational Therapy; Public Health; Social Work</i>	North Carolina State University	<i>Counseling</i>
Cornell University	<i>Health Administration</i>	Rutgers University	<i>Biological Sciences; Public Health; Physical Therapy</i>
Drexel University	<i>Family Therapy</i>	University of Maryland - Baltimore	<i>Dentistry; Medicine; Nursing; Pharmacy Physical Therapy; Social Work</i>
Emory University	<i>Nursing; Public Health</i>	University of Maryland – College Park	<i>Curriculum and Instruction; Education; Family Science; Information Systems; Biostatistics; Epidemiology; Health Equity</i>
Geisinger Commonwealth School of Medicine	<i>Biomedical Sciences</i>	University of Michigan	<i>Social Work</i>
George Mason University	<i>Athletic Training, Epidemiology</i>	University of Pennsylvania	<i>Dentistry; Nursing; Social Work</i>
George Washington University	<i>Epidemiology Medicine; Physical Therapy; Public Health</i>	University of Southern California	<i>Entrepreneurship and Innovation; Social Work</i>
Hofstra University	<i>Medicine; Occupational Therapy</i>	Yale University	<i>Public Health</i>
Johns Hopkins University	<i>Healthy Policy and Management; Public Health</i>	Yeshiva University	<i>Occupational Therapy</i>

OUT OF CLASSROOM EXPERIENCE

Based on 230 survey responses. *

*Graduates could select as many items as applied, unless they selected "none of the above."



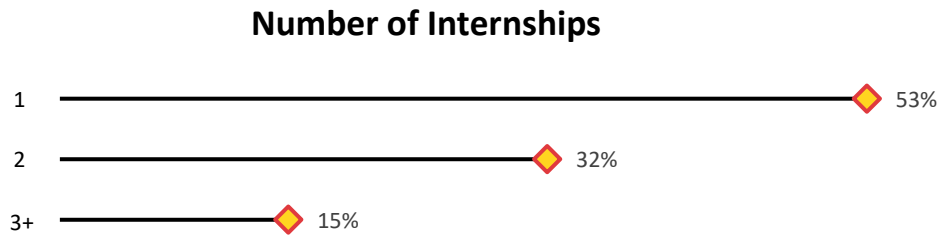
Those respondents selecting "Other" most commonly wrote in items relating to "Greek" life (fraternity/sorority), being a Teaching Assistant, participating in internships, and sports.



INTERNSHIP PARTICIPATION

Results in this section are based on 229 responses to the internship participation section of the survey.

Seventy-four percent (74%) of respondents (170 graduates) reported having at least one internship during their time at University of Maryland.



Results are based on the total number of responders who provided additional details in this section survey: Fifty-six percent (56%) of respondents who participated in internships reported having had at least one **paid** internship. Sixty-five percent (65%) reported having had at least one internship for **academic credit**.

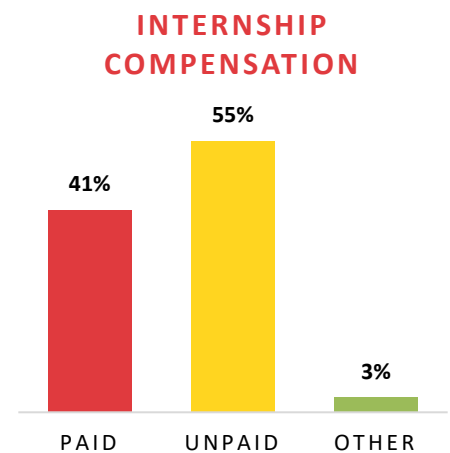
INTERNSHIP EXPERIENCES REPORTED BY GRADUATES

Among the 170 graduates who reported internships, a total of **289 internship experiences** were reported. However, results in this section are based on 66 internship experiences for which additional details were provided.

Of those internship experiences reported, 56% were academic credit-earning activities.

Additionally, 41% were paid, while 55% were unpaid, and 3% earned the participant some benefit (such as travel/parking stipend), but not full payment.

Of the 15 experiences that paid an hourly wage, the average reported income was \$14.93 per hour and the median reported income was \$15.00 per hour



School of Public Policy



Survey Response Rate
28%

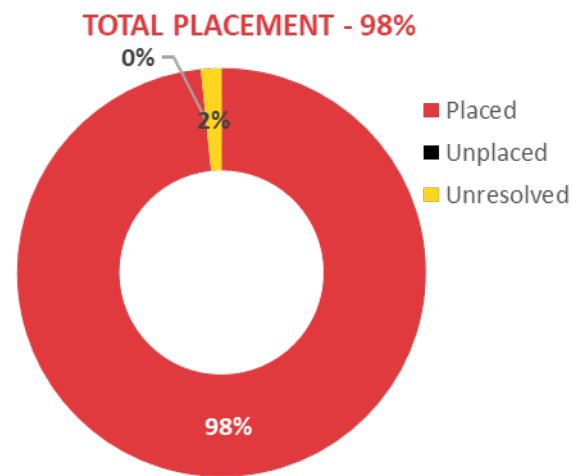


Knowledge Rate
70%

As of January 2022, data from 62 of 89 graduating students receiving a bachelor's degree from the University of Maryland between August 2020 and May 2021 had been collected, via the survey or other means, resulting in a knowledge rate of 70%. Most graduates were entering the workforce.

2021 GRADUATE OUTCOMES	#	%
Employed FT	32	52%
Employed PT	2	3%
Continuing Education	23	37%
Volunteering or in service program	2	3%
Serving in the Military	1	2%
Starting a business	1	1.6%
Unplaced*	0	0%
Unresolved*	1	2%
Total	62	100%
Not Seeking	0	

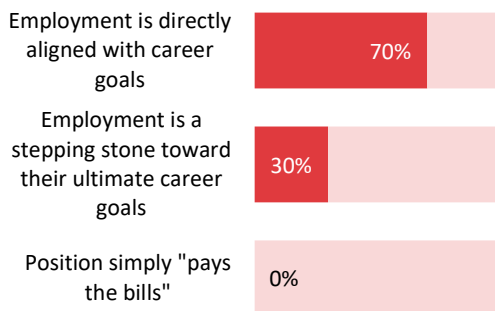
*Includes graduates who are restarting job search or had a job offer rescinded by an employer



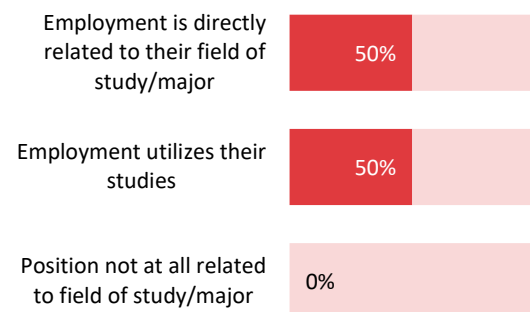
NATURE OF POSITION

Based on the 10 students who completed the entire employment outcome section of the survey:

100% of employment is either directly aligned with their career goals (70%) or is a stepping stone (30%) toward their ultimate career goals.



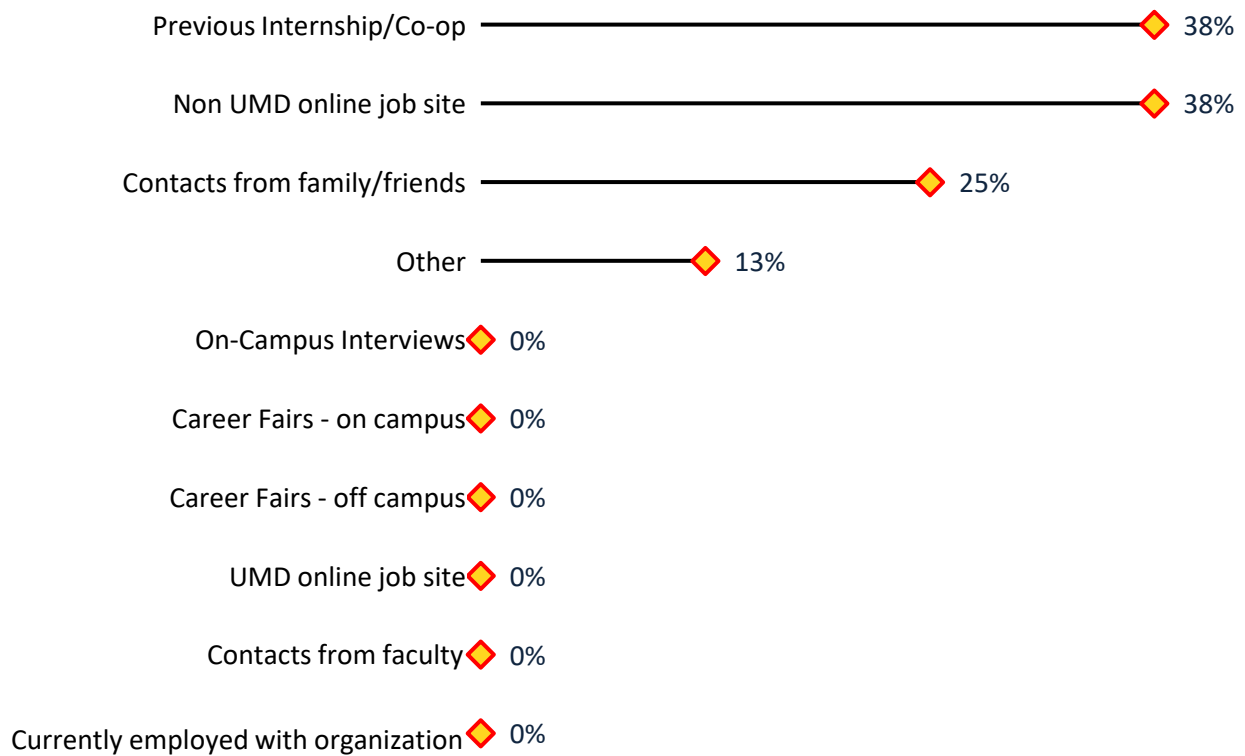
100% of employment is either directly related to their field of study/major (50%) or utilizes knowledge, skills, and abilities gained through their study (50%).




SALARY

There were too few responses to the section on salary information of the survey to generate statistics that can be generalized.

Reported Salaries	25 th Percentile N/A	50 th Percentile N/A	75 th Percentile N/A
-------------------	------------------------------------	------------------------------------	------------------------------------


EMPLOYMENT SEARCH
Method Used to Find Employment


Respondents selecting “Other” most commonly wrote in items relating to being a Temp Agents.

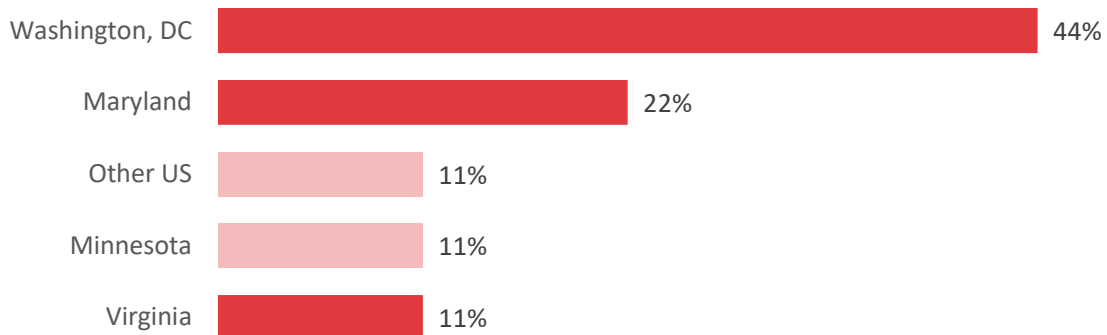
SAMPLE OF EMPLOYERS AND POSITIONS REPORTED

Angerholzer Broz Consulting	<i>Finance Assistant</i>
Baltimore YouthWorks	<i>Job Coach</i>
Bond & Grace Co	<i>Marketing Research Assistant</i>
Children's Miracle Network Hospital	<i>Intern, National Strategic Partnerships</i>
City of Boston	<i>Housing Development Officer</i>
Coalition for Smarter Growth	<i>Communications and Fundraising Assistant</i>
FIS	<i>Retirement Specialist</i>
Frinklepod Farm	<i>Organic Vegetable Production Apprentice</i>
Harris Jones & Malone	<i>Government Relations Associate</i>
Institute for Emerging Issues	<i>Digital Inclusion Fellow</i>
National Accrediting Commission of Career Arts and Sciences	<i>Research & Compliance Analyst</i>
Oracle	<i>Government Affairs Coordinator</i>
Ostroff Injury Law	<i>Lien Negotiations Specialist</i>
Paramount Construction	<i>Purchasing Manager</i>
Prince George's County Government	<i>Legal Assistant</i>
Radio Free Asia	<i>Broadcaster</i>
ShadowObjects LLC	<i>Computer User Support Specialist</i>
Simeone & Miller, LLP	<i>Paralegal</i>
Slash	<i>Software Engineer</i>
T. Rowe Price	<i>Retirement Plan Specialist</i>
The Maryland General Assembly	<i>Legislative Aide</i>
U.S. Department of Justice	<i>Documentation Analyst</i>
United States Marine Corps	<i>Second Lieutenant</i>
UnitedHealth Group	<i>Advisory Services Analyst</i>



EMPLOYMENT LOCATIONS

Employment locations were identified for 9 graduates. Of those, 78% reported employment in the region: 44% in Washington, DC (4), followed by 22% in Maryland (2) and 11% in Virginia (1).





STARTING A BUSINESS/ORGANIZATION

One (1) graduate reported plans to start a business/organization after graduation. Not all that indicated starting a business provided names or descriptions.



SERVICE/VOLUNTEER PROGRAMS

Two (2) graduates reported plans to participate in a service or volunteer program after graduation. Programs reported include:

- ☑ **Jewish Service Corps (1)**



CONTINUING EDUCATION

Twenty-three (23) graduates reported that they would be continuing their education as their main pursuit after graduation based on survey, clearing house and other data. The most popular areas of study include public policy, law, teaching and learning policy leadership, and urban studies and planning.

TYPE OF DEGREE/PROGRAM	#	%
Associate's	0	0%
Second Bachelor's	0	0%
Health Professional (MD, DO, PharmD, Au.D, etc.)	0	0%
Law (JD)	4	17%
Masters/MBA	12	52%
Ph.D. or Doctoral	3	13%
Certificate	0	0%
Non-degree Seeking (Post-bac., Cont. Edu. Credits)	0	0%
Unspecified	4	17%
TOTAL	23	100%

SAMPLE OF UNIVERSITIES AND PROGRAMS REPORTED

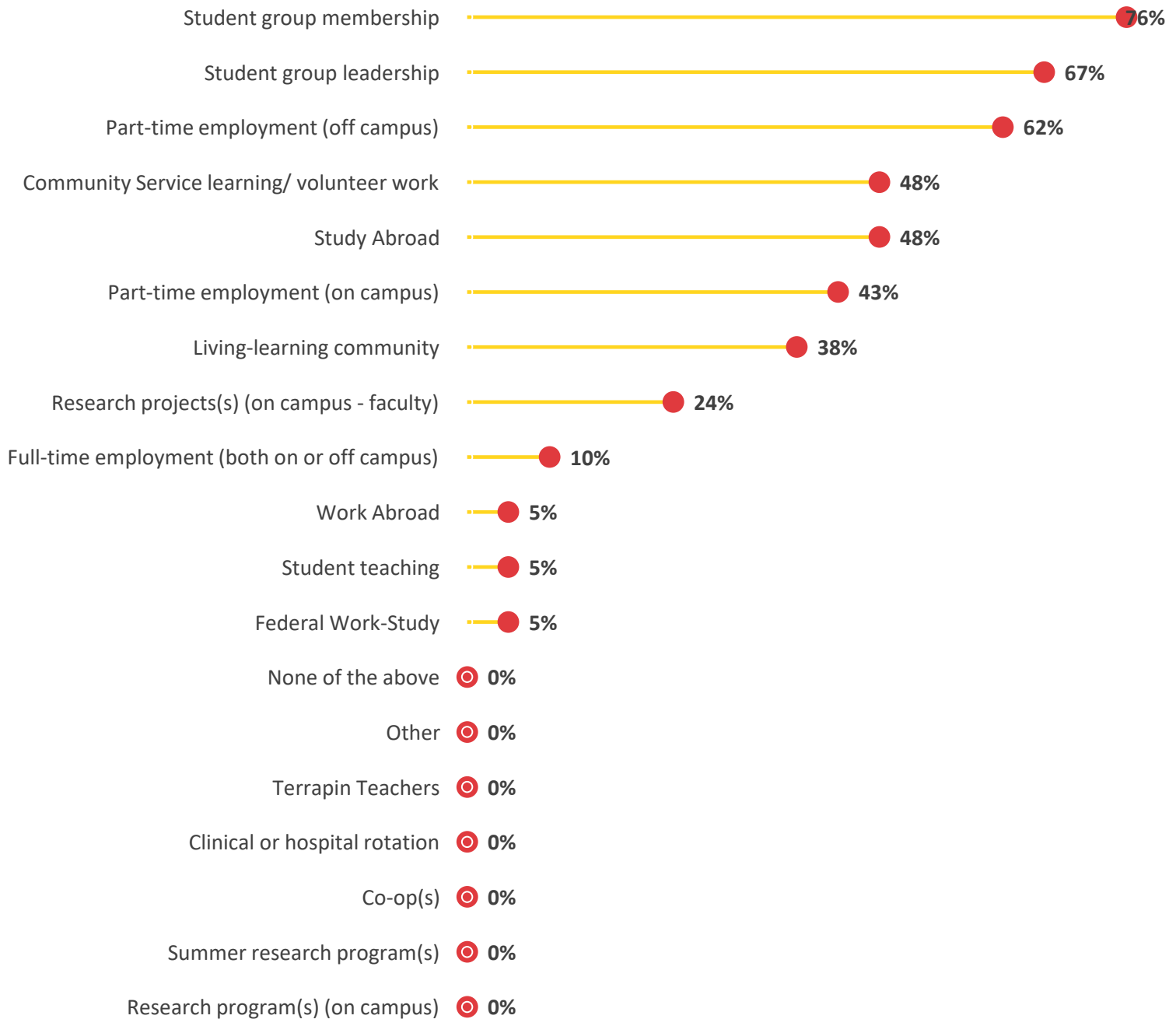
Fordham University	<i>Law</i>
Loyola University of Chicago	<i>Law</i>
New York University	<i>Urban Studies and Planning</i>
Rutgers University	<i>Law</i>
University of Baltimore	<i>Law</i>
University of Maryland--College Park	<i>Public Policy; Teaching and Learning Policy</i>
University of Washington – Seattle	<i>Law</i>



OUT OF CLASSROOM EXPERIENCE

Based on 21 survey responses. *

*Graduates could select as many items as applied, unless they selected "none of the above."



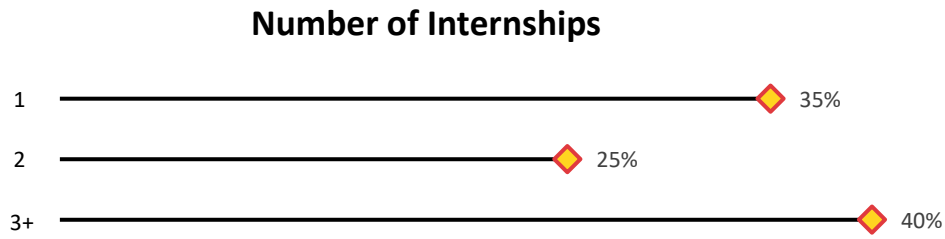
No items entered for "Other"



INTERNSHIP PARTICIPATION

Results in this section are based on 21 responses to the internship participation section of the survey.

Ninety-five percent (95%) of respondents (20 graduates) reported having at least one internship during their time at University of Maryland. Among those graduates who reported having had internship experience, the majority completed two or more internships.



There were too few responses to this section of the survey to generate statistics that can be generalized on the number of students who reported having had at least one **paid** internship; at least one internship for **academic credit**; and on internship compensation.

The Robert H. Smith School of Business



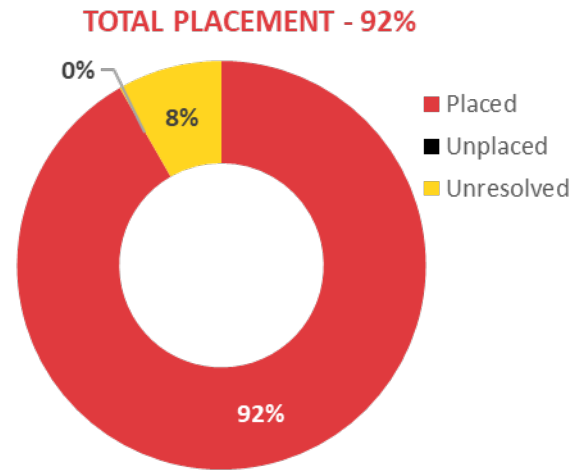
Survey Response Rate
58%



Knowledge Rate
89%

As of January 2022, data from 855 of 965 graduating students receiving a bachelor’s degree from the University of Maryland between August 2020 and May 2021 had been collected, via the survey or other means, resulting in a knowledge rate of 89%. Most graduates were entering the workforce.

2021 GRADUATE OUTCOMES	#	%
Employed FT	595	70%
Employed PT	8	1%
Continuing Education	160	19%
Volunteering or in service program	1	0%
Serving in the Military	1	0%
Starting a business	10	1.2%
Unplaced*	0	0%
Unresolved*	70	8%
Total	845	100%
Not Seeking	10	



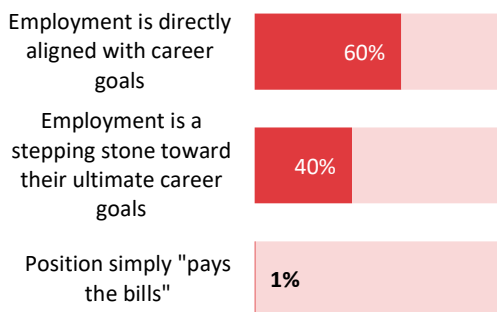
**Includes graduates who are restarting job search or had a job offer rescinded by an employer*



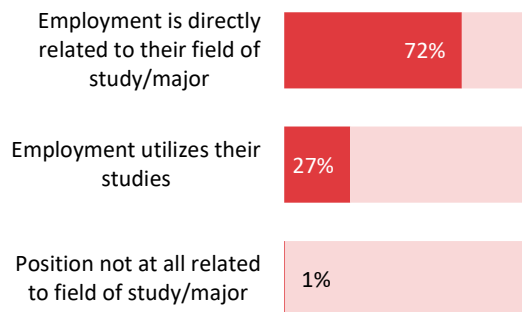
NATURE OF POSITION

Based on the 352-363 students who completed the entire employment outcome section of the survey:

99% of employment is either directly aligned with their career goals (60%) or is a stepping stone (40%) toward their ultimate career goals.



99% of employment is either directly related to their field of study/major (72%) or utilizes knowledge, skills, and abilities gained through their study (27%).





SALARY

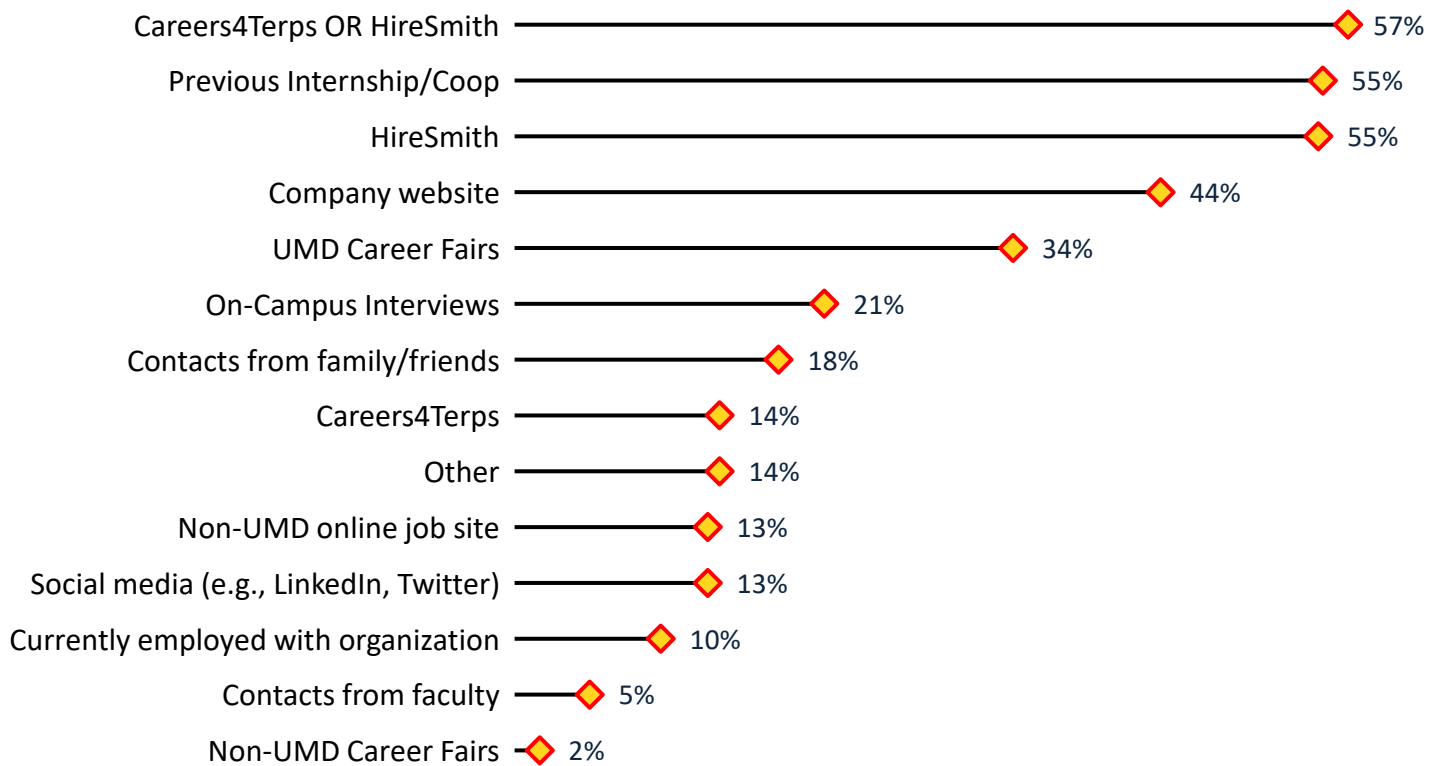
Salary information was reported by the Smith Business School for 339 graduates entering full-time employment. Of these, 175 indicated they were receiving some type of first year bonus (median bonus \$5,000).

Reported Salaries	25 th Percentile	50 th Percentile	75 th Percentile
339	\$ 60,000	\$ 65,000	\$ 72,000



EMPLOYMENT SEARCH

Method Used to Find Employment as reported by the Smith Business School



Items entered for “Other” included applying online directly with employer/employee websites; social media (e.g., LinkedIn, Twitter); alumni referrals; employer information meetings, dinners etc.; and college facilitated activities and events.

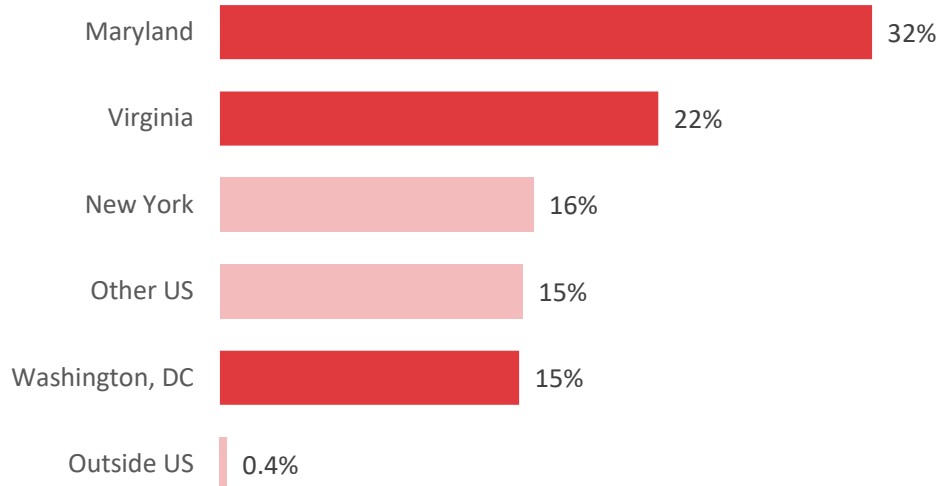
SAMPLE OF EMPLOYERS AND POSITIONS REPORTED

2U, Inc.	<i>Admissions Counselor</i>	Haus Lending	<i>Vice President</i>
Accenture	<i>Business & Integration Architecture Analyst</i>	Instagram	<i>Software engineer</i>
Accenture	<i>Data Engineering Analyst</i>	InStat Sports	<i>Account Manager - Basketball Operations</i>
Amazon	<i>Area Manager</i>	JPMorgan Chase & Co.	<i>Global Finance and Business Management Analyst</i>
Amazon	<i>Software Developer Engineer</i>	JPMorgan Chase & Co.	<i>Machine Learning Engineer</i>
Amazon Web Services	<i>Logistics specialist</i>	Kennedy Krieger Institute	<i>Conference Coordinator</i>
Amazon Web Services	<i>Software engineer</i>	Leidos	<i>Software Developer</i>
Ameriprise Financial, Inc	<i>Financial Planner</i>	Lidl US	<i>District Manager</i>
Bank of America Corporation	<i>Credit & Wholesale Banking Analyst</i>	LinkedIn	<i>Analyst - Strategy, Operations & Analytics Rotational Program</i>
Bloomberg L.P.	<i>Financial Product Analyst</i>	Lippincott	<i>Brand Strategy Consultant</i>
Blushark Digital	<i>Digital Content Specialist</i>	Microsoft Corporation	<i>Business Program Manager</i>
BNY Mellon	<i>Accounting Analyst</i>	Morgan Stanley	<i>Business Operations and Analyst</i>
Capital One	<i>Human Resources Coordinator</i>	Nasdaq	<i>Market Data Service Analyst</i>
Complete Home Solutions	<i>General Operations Manager</i>	NielsenIQ	<i>Forecasting Analyst</i>
Dell Technologies	<i>Small Business Advisor</i>	Nikola Motor Company	<i>Global Supply Manager, ADAS and Safety Systems</i>
Deloitte	<i>Cyber and Strategic Risk Advisory Analyst</i>	Northrop Grumman Corporation	<i>Associate Data Systems Engineer, Pathways Program</i>
Deutsche Bank	<i>Debt Capital Markets Analyst</i>	Oracle Corporation	<i>Product Manager</i>
Equitable Advisors	<i>Financial Advisor</i>	PGIM Real Estate	<i>Real Estate Investment Analyst</i>
Estee Lauder	<i>Global Procurement Analyst</i>	Seattle Yachts	<i>Yacht Broker</i>
EY	<i>Auditor</i>	T. Rowe Price	<i>Business Performance Analyst, Financial Planning and Analysis</i>
Fannie Mae	<i>Operations Analyst</i>	U.S. Army	<i>Field Artillery Officer</i>
Google, Inc.	<i>Associate Product Marketing Manager</i>	U.S. Navy	<i>Financial Management Analyst</i>
Google, Inc.	<i>Software engineer</i>	Uber	<i>Business Analyst</i>
Grant Thornton LLP	<i>Advisory Associate - Public Sector</i>	Umbraco	<i>Cloud Consultant</i>



EMPLOYMENT LOCATIONS

Employment locations were identified for 565 graduates. Of those, 69% reported employment in the region: 32% in Maryland (183), followed by 22% in Virginia (123), and 15% in Washington, DC (84).



STARTING A BUSINESS/ORGANIZATION

Ten (10) graduates reported that they started their own business or organization. Not all that indicated starting a business provided names or descriptions. The following were verified via internet searches:

Mod Bars LLC *A company that produces nutritious, affordable, filling snack bars that caters for people with special dietary restrictions*

SweetsbyCaroline LLC *A baking business specializing in gluten free French macarons, boutique style cakes, and other desserts for weddings, engagements, and other events*



SERVICE/VOLUNTEER PROGRAMS

One (1) graduate reported plans to participate in a service or volunteer program after graduation. Programs reported include:

- ☑ **University of Maryland (1)**



CONTINUING EDUCATION

One hundred and sixty (160) graduates reported that they would be continuing their education as their main pursuit after graduation based on survey, clearing house and other data. The most popular areas of study include accounting, finance, information systems, marketing analytics, law, and quantitative finance.

TYPE OF DEGREE/PROGRAM	#	%
Associate's	0	0%
Second Bachelor's	0	0%
Health Professional (MD, DO, Pharm.D, Au.D, etc.)	1	1%
Law (JD)	12	8%
Masters/MBA	145	91%
Ph.D. or Doctoral	1	1%
Certificate	0	0%
Non-degree Seeking (Post-bac., Cont. Edu. Credits)	0	0%
Unspecified	1	1%
TOTAL	160	100%

SAMPLE OF UNIVERSITIES AND PROGRAMS REPORTED

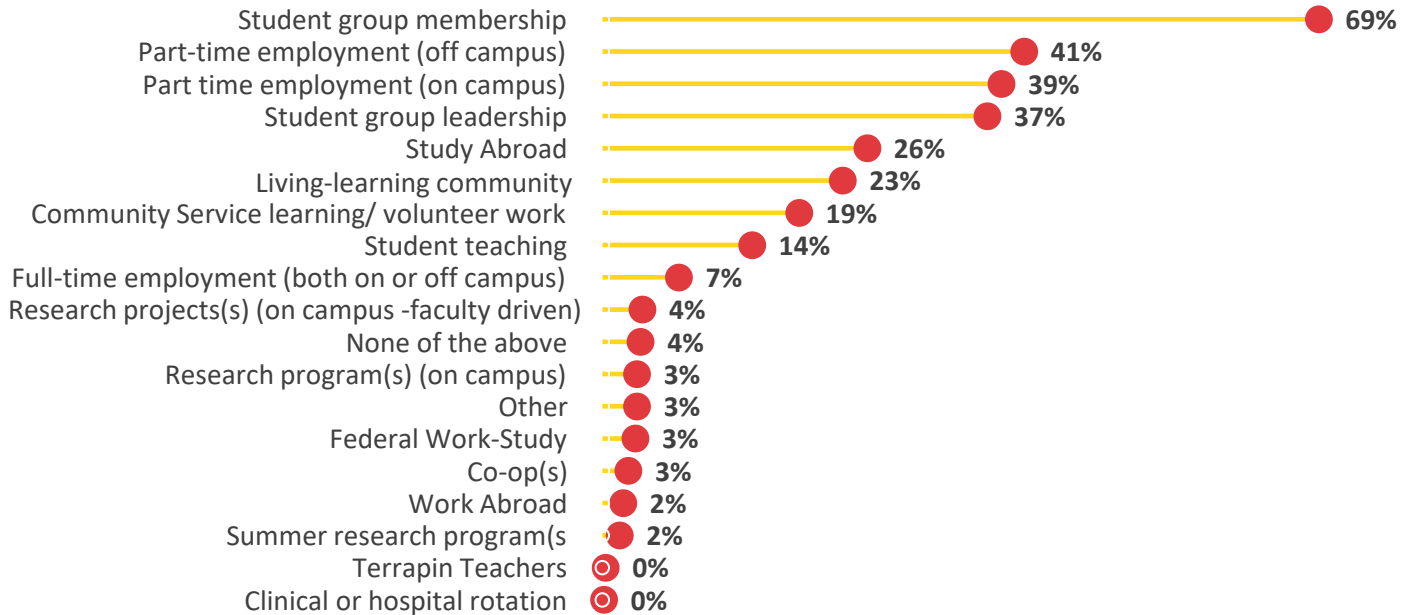
Brooklyn Law School	<i>Law</i>	University of Hong Kong (China)	<i>Information Systems</i>
City University of England (UK)	<i>Finance</i>	University of Maryland - College Park	<i>Accounting; Business Analytics; Finance; Marketing Analytics; Public Policy; Quantitative Finance</i>
Georgetown University	<i>Other Business</i>	University of Michigan	<i>Information Systems</i>
Harvard University	<i>Law</i>	University of Mississippi	<i>Education and Counseling</i>
Johns Hopkins University	<i>Engineering</i>	University of North Carolina Charlotte	<i>Business</i>
London School of Economics and Political Science (UK)	<i>Finance</i>	University of Pittsburg	<i>Dentistry</i>
Loyola Law School	<i>Law</i>	University of Rochester	<i>Finance</i>
Pepperdine University	<i>Law</i>	University of South Florida	<i>Business</i>
Santa Clara University School of Law	<i>Law</i>	University of Washington - Seattle	<i>Accounting</i>
Imperial College London (United Kingdom)	<i>Management</i>	Virginia Commonwealth University	<i>Business</i>
University of California, Berkely	<i>Law</i>	Yeshiva University	<i>Accounting</i>



OUT OF CLASSROOM EXPERIENCE

Based on 594 survey responses. *

*Graduates could select as many items as applied, unless they selected "none of the above."



Respondents selecting "Other" wrote in items relating to being a Teaching Assistant, participating in an internship and externships, fellowships, Greek Life (sororities/fraternities) and Varsity sports teams.




INTERNSHIP PARTICIPATION

Results in this section are based on 648 responses to the internship participation section of the survey.

Eighty-eight percent (88%) of respondents (570 graduates) reported having at least one internship during their time at University of Maryland. Among those graduates who reported having had internship experience, the majority completed two or more internships.

Number of Internships



Among the 570 graduates who reported internships, a total of **1241 internship experiences** were reported. Additional data was not available to calculate credit-bearing/non-credit or paid/unpaid status.

ADDITIONAL REPORTS

<u>COLLEGE PARK SCHOLARS</u>	97
<u>HONORS COLLEGE</u>	103
<u>LETTERS & SCIENCES</u>	111
<u>UNDERGRADUATE STUDIES</u>	119

College Park Scholars



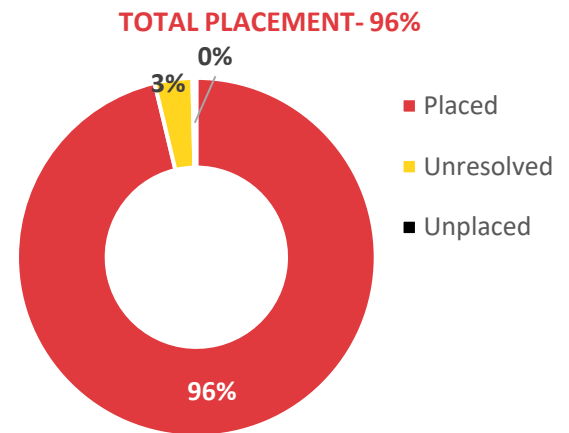
Survey Response Rate
48%



Knowledge Rate
81%

As of January 2022, data from 560 of 694 graduating students receiving a bachelor's degree from the University of Maryland between August 2020 and May 2021 had been collected, via the survey or other means, resulting in a knowledge rate of 81%. Most graduates were entering the workforce.

2021 GRADUATE OUTCOMES	#	%
Employed FT	358	64%
Employed PT	15	3%
Continuing Education	158	28%
Volunteering or in service program	3	1%
Serving in the Military	2	0.4%
Starting a business	3	1%
Unplaced*	2	0.4%
Unresolved*	19	3%
TOTAL	560	100%
Not Seeking	3	



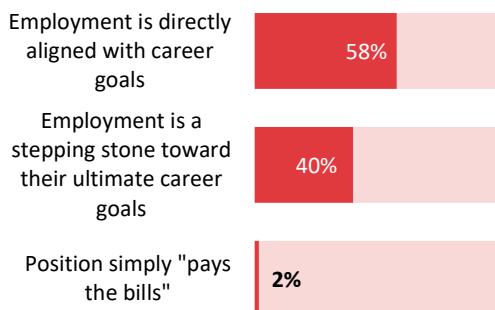
*Includes graduates who are restarting job search or had a job offer rescinded by an employer



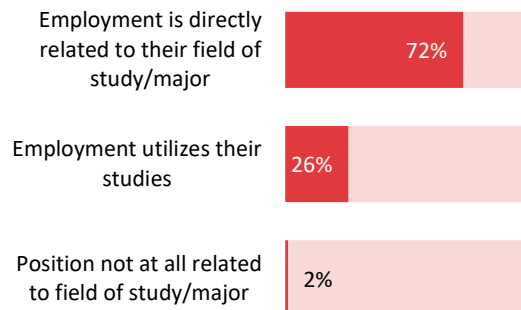
NATURE OF POSITION

Based on the 192-194 students who completed the entire employment outcome section of the survey:

98% of employment is either directly aligned with their career goals (58%) or is a stepping stone (40%) toward their ultimate career goals.



98% of employment is either directly related to their field of study/major (72%) or utilizes knowledge, skills, and abilities gained through their study (26%).





SALARY

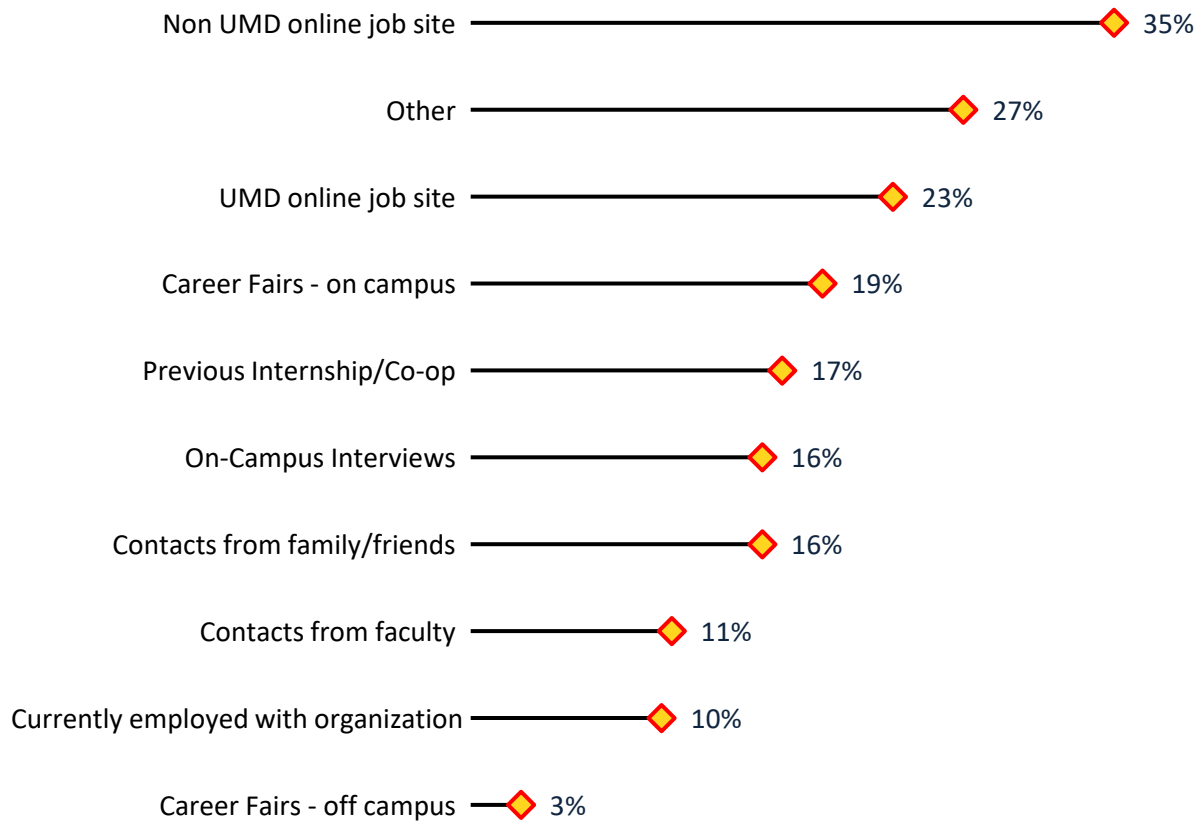
Salary information was reported by 183 graduates entering full-time employment. Of these, 55 indicated they were receiving some type of first year bonus (median bonus \$5,780).

Reported Salaries	25 th Percentile	50 th Percentile	75 th Percentile
183	\$ 48,582.62	\$ 66,124.78	\$ 77,811.94



EMPLOYMENT SEARCH

Method Used to Find Employment



Items entered for “Other” included applying online directly with employer/employee websites; social media (e.g., LinkedIn, Twitter); employer information meetings, dinners etc.; alumni referrals; and internships.

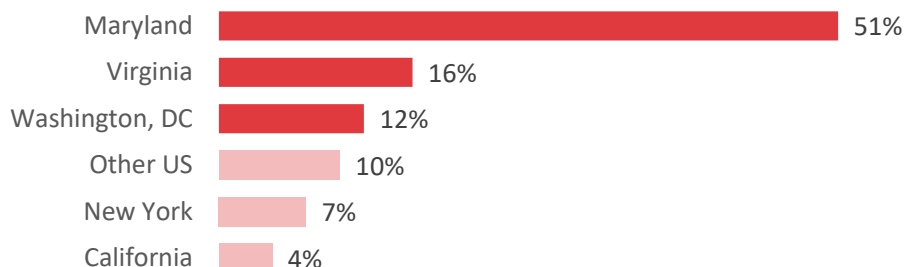
SAMPLE OF EMPLOYERS AND POSITIONS REPORTED

Abbttech	<i>Geospatial Appreciate</i>	National Academy of Sciences	<i>Editorial Assistant</i>
Accenture	<i>Analytics Analyst</i>	Naval Air Systems Command (NAVAIR)	<i>Aerospace engineer</i>
Accenture	<i>Financial Analyst</i>	NBC	<i>Desk assistant</i>
AECOM	<i>Mechanical Engineer I</i>	Neuromonitoring Technologies Inc.	<i>Neurophysiologist</i>
Aksia LLC	<i>Alternative Investment Analyst</i>	Northrop Grumman Corporation	<i>Hardware Engineer</i>
Bank of America	<i>Credit & Wholesale Banking Analyst</i>	Sinclair Broadcast Group -- WRBC/WCWN (CBS6)	<i>Newscast Producer</i>
Bloomberg L.P.	<i>Global Data Analyst</i>	Sirius XM Satellite Radio	<i>Associate Producer</i>
Camp Sonshine International	<i>Programming and Licensing Coordinator</i>	SpaceX	<i>Software engineer</i>
Capital One	<i>Finance Associate</i>	Spotlight	<i>Ecommerce Media Analyst</i>
CBRE Group, Inc.	<i>Debt Capital Markets Underwriting Analyst</i>	Stifel	<i>Investment Banking Analyst</i>
Contech Engineered Solutions	<i>Stormwater Design Engineer</i>	SUZY	<i>Jr. QA Engineer</i>
DataLab USA	<i>Production Programmer</i>	Tronox LLC	<i>Business and Marketing Analyst</i>
Deloitte	<i>Risk & Financial Advisory Analyst</i>	U.S. Army	<i>Second Lieutenant</i>
Democratic Congressional Campaign Committee	<i>Digital Strategist</i>	USDA	<i>Soil Scientist</i>
Families USA	<i>Policy Project Coordinator</i>	U.S. Department of Justice	<i>HR Specialist</i>
Fannie Mae	<i>Business Architect</i>	U.S. Department of Justice	<i>Paralegal Specialist</i>
Fannie Mae	<i>Internal Auditor</i>	U.S. Naval Laboratory	<i>Computer Scientist</i>
General Dynamics Information Technology	<i>Java - AWS Developer</i>	University of Maryland	<i>Events Coordinator</i>
HEIDER Real Estate	<i>Marketing Coordinator</i>	University of Maryland	<i>Faculty Specialist</i>
Johns Hopkins	<i>Research Program Coordinator</i>	University of Maryland	<i>Project Manager</i>
Kiewit Corporation	<i>Estimator</i>	Verbal Beginnings LLC	<i>Junior Therapist</i>
Kimley-Horn	<i>Civil Analyst</i>	Washing Eye Associates	<i>Medical Assistant/Ophthalmic Technician</i>
Leidos	<i>Cyber Research and Development Engineer</i>	Whiting-Turner	<i>Project engineer</i>
Leidos	<i>Software Developer</i>	Whiting-Turner	<i>Virtual Design Coordinator</i>
MCPS	<i>5th Grade Teacher</i>		



EMPLOYMENT LOCATIONS

Employment locations were identified for 252 graduates. Of the total, 79% reported employment in the region: 51% reported employment in Maryland (128), followed by 16% in Virginia (40), and 12% in Washington, DC (30).



STARTING A BUSINESS/ORGANIZATION

Three (3) graduates reported that they started their own business or organization. Not all that indicated starting a business provided names or descriptions.



SERVICE/VOLUNTEER PROGRAMS

Three (3) graduates reported plans to participate in a service or volunteer program after graduation. Programs reported include:

- ☑ **Japanese Exchange Teaching (JET) Program (1)**
- ☑ **Jewish Service Corps (1)**



CONTINUING EDUCATION

One hundred and fifty-eight (158) graduates reported that they would be continuing their education as their main pursuit after graduation. The most popular areas of study include law, medicine, public policy, dentistry, social work, psychology, finance, and engineering.

TYPE OF DEGREE/PROGRAM	#	%
Associate's	0	0%
Second Bachelor's	1	1%
Health Professional (MD, DO, Pharm.D, Au.D, etc.)	10	6%
Law (JD)	9	6%
Masters/MBA	95	60%
Ph.D. or Doctoral	20	13%
Certificate	0	0%
Non-degree Seeking (Post-bac., Cont. Edu. Credits)	2	1%
Unspecified	21	13%
TOTAL	158	100%

SAMPLE OF UNIVERSITIES AND PROGRAMS REPORTED

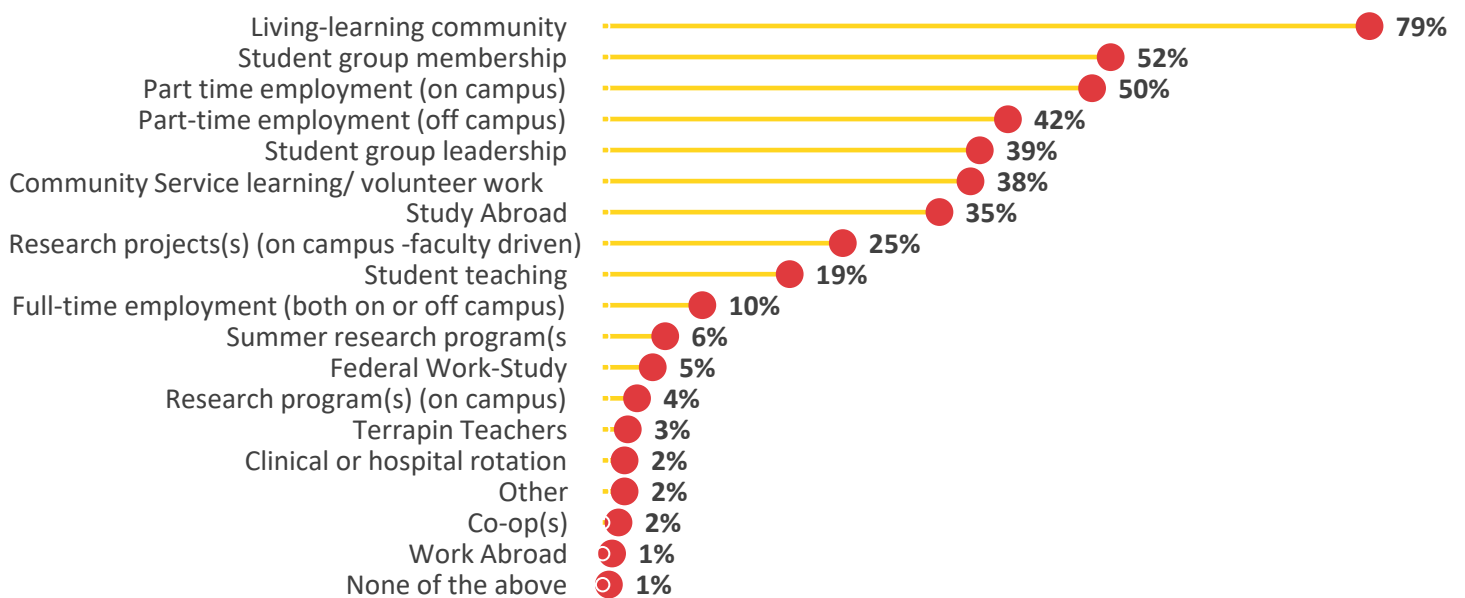
Boston University	<i>Medical Sciences</i>	Georgetown University	<i>Intelligence Systems Psychology; Biophysics</i>
Carnegie Mellon University	<i>Engineering; Public Policy; Robotics</i>	Johns Hopkins University	<i>Nursing; Public Health</i>
Cleveland State University	<i>Law</i>	New York University	<i>Urban Studies and Planning</i>
Columbia University	<i>Social Work</i>	Pace University	<i>Arts & Entertainment Management</i>
Cornell University	<i>Chemistry</i>	University of California, Davis	<i>Law</i>
Drexel University	<i>Physician Assistant</i>	University of Chicago	<i>International Relations; Physics</i>
Duke University	<i>Biological Sciences</i>	University of Florida	<i>Law; Mass Communication</i>
Florida International School	<i>Law; Psychology</i>	University of Maryland, College Park	<i>Computer Science Curriculum and Instruction; Engineering; Finance; Geographical Sciences; Public Policy</i>
George Washington University	<i>Counseling; Epidemiology; International Affairs; Law</i>	University of North Carolina – Chapel Hill	<i>Geographical Sciences</i>



OUT OF CLASSROOM EXPERIENCE

Based on 311 survey responses. *

*Graduates could select as many items as applied, unless they selected “none of the above.”



Those respondents selecting “Other” most commonly wrote in items relating to a Teaching Assistant, participating in honor societies, and participating in internships.



INTERNSHIP PARTICIPATION

Results in this section are based on 317 responses to the internship participation section of the survey.

Eighty-five percent (85%) of respondents (271 graduates) reported having at least one internship during their time at University of Maryland. Among those graduates who reported having had internship experience, the majority completed two or more internships.

Number of Internships



Results are based on the total number of responders who provided additional details in this section survey: Eighty-six percent (86%) of respondents who participated in internships reported having had at least one **paid** internship. Forty-eight percent (48%) reported having had at least one internship for **academic credit**.

INTERNSHIP EXPERIENCES REPORTED BY GRADUATES

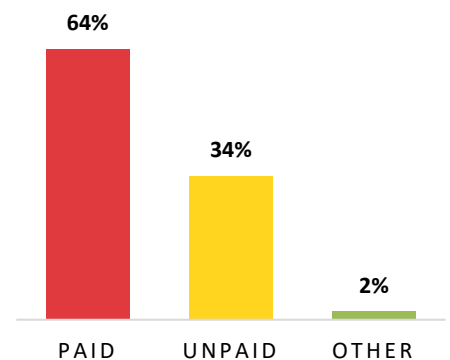
Among the 271 graduates who reported internships, a total of **637 internship experiences** were reported. However, results in this section are based on 162 internship experiences for which additional details were provided.

Of those internship experiences reported, 28% were academic credit-earning activities.

Additionally, 64% were paid, while 34% were unpaid, and 2% earned the participant some benefit (such as travel/parking stipend), but not full payment.

Of the 71 experiences that paid an hourly wage, the average reported income was \$17.96 per hour and the median reported income was \$15.00 per hour.

INTERNSHIP COMPENSATION



Honors College



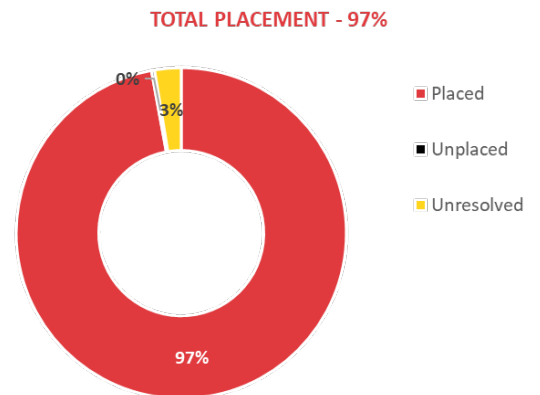
Survey Response Rate
57%



Knowledge Rate
85%

As of January 2022, data from 570 of 783 graduating students receiving a bachelor's degree from the University of Maryland between August 2020 and May 2021 had been collected, via the survey or other means, resulting in a knowledge rate of 85%. Most graduates were entering the workforce.

2021 GRADUATE OUTCOMES	#	%
Employed FT	407	62%
Employed PT	14	2%
Continuing Education	205	31%
Volunteering or in service program	6	1%
Serving in the Military	1	0%
Starting a business	4	1%
Unplaced*	2	0%
Unresolved*	17	3%
Total	656	100%
Not Seeking	10	



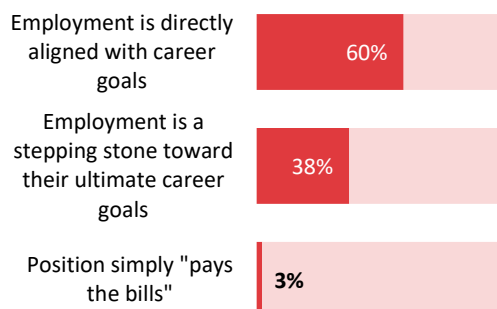
*Includes graduates who are restarting job search or had a job offer rescinded by an employer



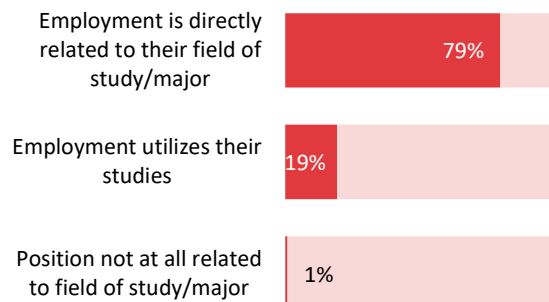
NATURE OF POSITION

Based on the 258-260 students who completed the entire employment outcome section of the survey:

97% of employment is either directly aligned with their career goals (60%) or is a stepping stone (38%) toward their ultimate career goals.



99% of employment is either directly related to their field of study/major (79%) or utilizes knowledge, skills, and abilities gained through their study (19%).





SALARY

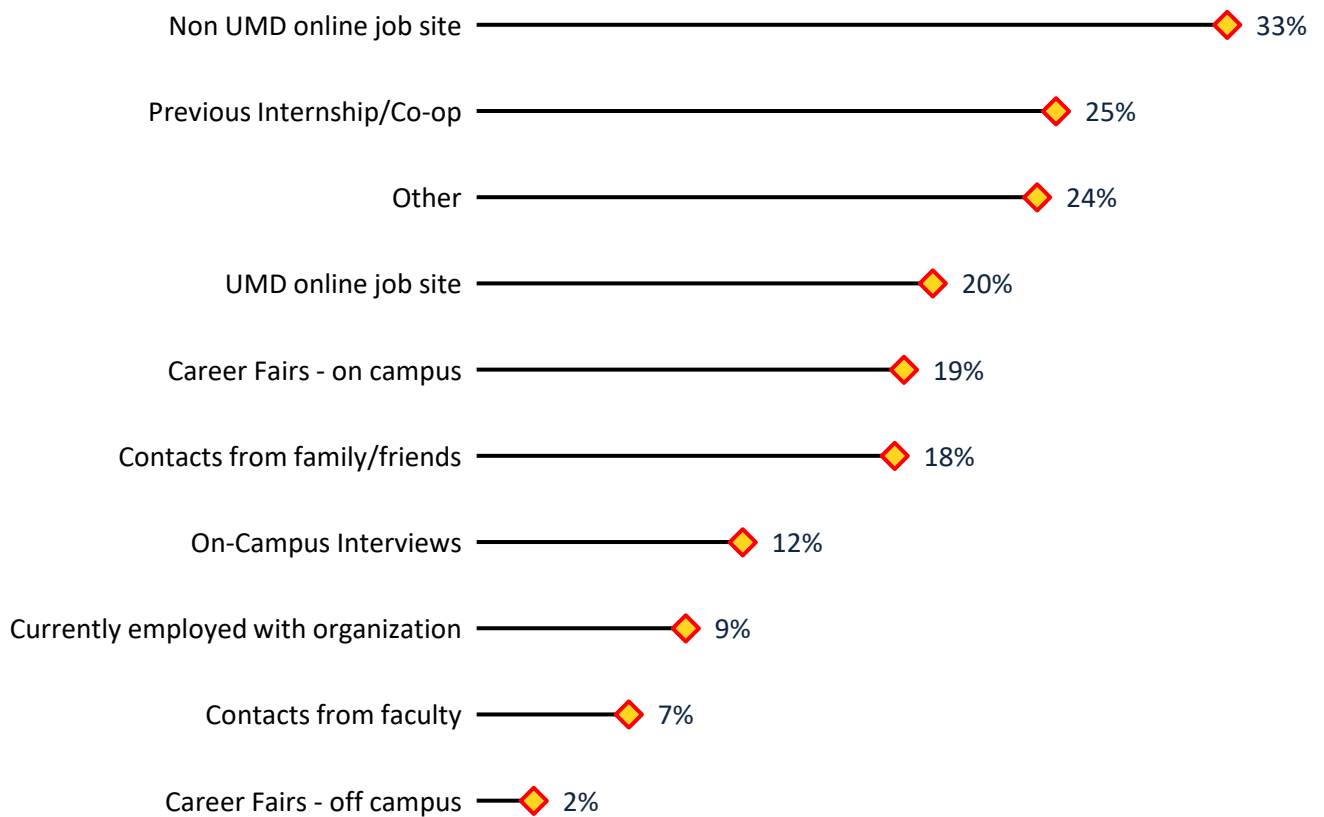
Salary information was reported by 253 graduates entering full-time employment. Of these, 97 indicated they were receiving some type of first year bonus (median bonus \$10,030).

Reported Salaries	25 th Percentile	50 th Percentile	75 th Percentile
253	\$ 57,916.08	\$ 72,684.65	\$ 86,249.75



EMPLOYMENT SEARCH

METHOD USED TO FIND EMPLOYMENT



Items entered for “Other” included applying online directly with employer/employee websites; social media (e.g., LinkedIn, Twitter); employer information meetings, dinners etc.; college Listservs/newsletters; alumni referrals; recruiters, and internships.

SAMPLE OF EMPLOYERS AND POSITIONS REPORTED

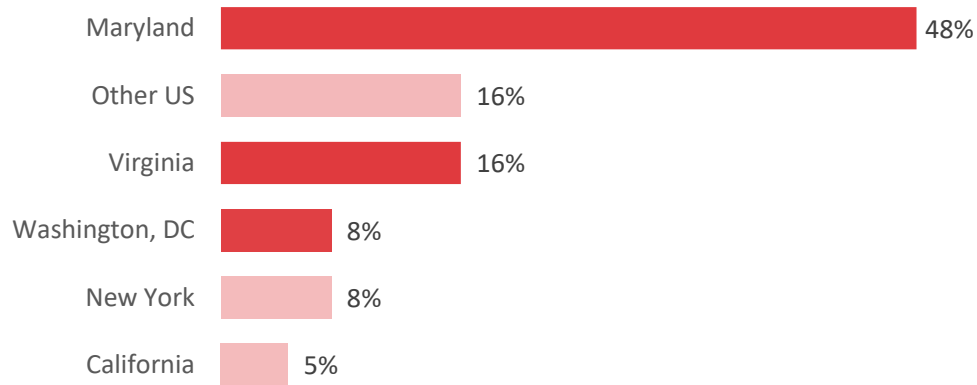
Accenture	<i>Analytics Analyst</i>	Deloitte	<i>GPS Cyber risk and financial advisory analyst</i>
Accenture	<i>Business Process Dev Senior Analyst</i>	Deloitte	<i>Risk and Financial Advisory Analyst</i>
Accenture	<i>Data Engineering Analyst</i>	Deloitte Consulting	<i>GPS Analyst</i>
Accenture	<i>Software Engineering Analyst</i>	Deloitte Consulting	<i>Strategy Analyst</i>
Ally Behavior Centers	<i>Behavior Technician</i>	Deloitte	<i>Cyber Risk Advisory Analyst</i>
AlphaSights	<i>Client Services Associate</i>	Eden Reforestation Project	<i>Inventory and Monitoring Coordinator</i>
Amazon	<i>Software Developer Engineer I</i>	Emergent BioSolutions	<i>Manufacturing Associate II</i>
Amazon	<i>Systems Developer</i>	Epic Systems	<i>EDI Engineer</i>
Andiamo Partners	<i>Technology Talent Acquisition Specialist</i>	Epic Systems	<i>Project Manager</i>
Apple, Inc.	<i>Binary Compatibility</i>	Epic Systems	<i>Software Developer</i>
AstraZeneca	<i>R&D Associate I</i>	Equitable Advisors	<i>Financial Advisor</i>
Bank of America Corporation	<i>Investment Banking Analyst</i>	EY	<i>Advisory Consultant Staff</i>
Bloomberg L.P.	<i>Financial Products Analyst</i>	EY	<i>Supply Chain Consultant</i>
Bohler Engineering	<i>Staff Engineer</i>	Flywheel Digital by Ascential	<i>eCommerce Retail Specialist</i>
Capital One	<i>Associate Software Engineer</i>	Gilbane, Inc.	<i>Project engineer</i>
Capital One	<i>Business Analyst</i>	GlobalFoundries	<i>Factory Systems Setup Engineer</i>
Catalent Pharma Solutions	<i>Manufacturing associate</i>	Google, Inc.	<i>Associate Product Marketing Manager</i>
Charles Schwab Corporation	<i>Associate Financial Service Professional</i>	Greenspring Associates, Inc.	<i>Investment Analyst</i>
Cognitive Behavioral Consultants	<i>Marketing and Communications Coordinator</i>	Handshake Partners	<i>Social Media and Communications Manager</i>
Congruence Medical Solutions	<i>Product Development Engineer</i>	Hill and Hurtt Architects	<i>Staff architect</i>
Convergint Technologies	<i>Project Designer</i>	IBM	<i>Communications Associate</i>
Crowley Government Services	<i>Business Development Specialist</i>	ICF International	<i>Associate Data Analyst</i>
Deep Valley Labs	<i>SWE and Data Scientist</i>	Johns Hopkins University Applied Physics Laboratory (JHUAPL)	<i>Associate Professional Staff I</i>
Deloitte	<i>Advisory Consultant</i>	Peraton	<i>Associate Data Scientist</i>
Deloitte	<i>Business Technology Analyst</i>	JPMorgan Chase & Co.	<i>Global Finance and Business Management Analyst</i>

Kimley-Horn	<i>Land development engineer</i>	Peraton	<i>Associate Data Scientist</i>
Kite Pharma	<i>Cell Therapy Specialist</i>	Perspecta Labs	<i>Cyber Security Research Engineer</i>
Kite Pharma	<i>QC Analytical Lab Ops Specialist I</i>	Price Benowitz LLP	<i>Criminal Investigator</i>
Library of Congress	<i>Junior Fellow</i>	PwC	<i>Business Controls Associate</i>
Merck & Co	<i>Associate scientist</i>	Qualcomm, Inc.	<i>CNSS Systems Engineer</i>
Microsoft Corporation	<i>Financial Analyst</i>	Rapa Therapeutics	<i>cGMP Manufacturing/QC Associate</i>
Microsoft Corporation	<i>Program Manager</i>	Self-employed	<i>Freelance Videographer and Editor</i>
Millennium Management	<i>Compliance Analyst</i>	Spalding Consulting, Inc.	<i>Junior Data Analyst</i>
Mitsubishi UFJ Financial Group, Inc. (MUFG)	<i>Junior Associate, Fund Administration</i>	Systems & Technology Research	<i>Associate Engineer</i>
Montgomery County Public Schools	<i>4th Grade Classroom Teacher</i>	T. Rowe Price	<i>Associate Portfolio Analyst (INPAC Program)</i>
Morgan Stanley	<i>Financial Operations Analyst</i>	Tesla	<i>Associate Mechanical Design Engineer</i>
NASA	<i>Aerospace engineer</i>	The Boeing Company	<i>Mechanical Design Engineer</i>
NASA	<i>Computer engineer</i>	The Boeing Company	<i>Test and Evaluation Engineer</i>
NASA	<i>Research Assistant</i>	The Gill Corporation	<i>Quality Engineer</i>
Nasdaq	<i>Linux Data Integration Engineer</i>	Tighe & Bond	<i>Civil Engineer</i>
Naval Air Systems Command (NAVAIR)	<i>Aerospace engineer</i>	Turner Construction	<i>Field Engineer</i>
Naval Air Systems Command (NAVAIR)	<i>Contract Specialist</i>	U.S Government	<i>Data Scientist</i>
NerdWallet	<i>Software Engineer 1</i>	United States Pharmacopeia	<i>Compendium Policy Intern</i>
Northrop Grumman Corporation	<i>Associate PATHWAYS Supply Chain Planning Specialist</i>	University of Maryland	<i>IT Engineer</i>
Northrop Grumman Corporation	<i>Associate Systems Engineer</i>	Walker & Dunlop, Inc.	<i>GSE Underwriting Analyst</i>
Orbit Logic	<i>Junior systems engineer</i>	World Resources Institute	<i>Project Coordinator, Urban Resilience</i>
Oshkosh Corporation	<i>Rotational Engineer</i>		
PepsiCo, Inc.	<i>Supply Chain Associate</i>		



EMPLOYMENT LOCATIONS

Employment locations were identified for 305 graduates. Of the total, 71% reported employment in the region: 48% in Maryland (145), followed by 16% in Virginia (50), and 8% in Washington, DC (23).



STARTING A BUSINESS/ORGANIZATION

Four (4) graduates reported that they started their own business or organization. Not all that indicated starting a business provided names or descriptions.



SERVICE/VOLUNTEER PROGRAMS

Six (6) graduates reported plans to participate in a service or volunteer program after graduation. Programs reported include:

- ☑ **AmeriCorps (1)**
- ☑ **City Year (1)**
- ☑ **Fulbright (1)**
- ☑ **National Healthcorps (1)**
- ☑ **Teaching for America (1)**



CONTINUING EDUCATION

Two hundred and five (205) graduates reported that they would be continuing their education as their main pursuit after graduation. The most popular areas of study include medicine, engineering, computer science, law, physics, public policy, and education.

TYPE OF DEGREE/PROGRAM	#	%
Associate's	0	0%
Second Bachelor's	0	0%
Health Professional (MD, DO, Pharm.D, Au.D, etc.)	16	8%
Law (JD)	8	4%
Masters/MBA	92	45%
Ph.D. or Doctoral	54	26%
Certificate	1	0%
Non-degree Seeking (Post-bac., Cont. Edu. Credits)	2	1%
Unspecified	32	16%
TOTAL	205	100%

SAMPLE OF UNIVERSITIES AND PROGRAMS REPORTED

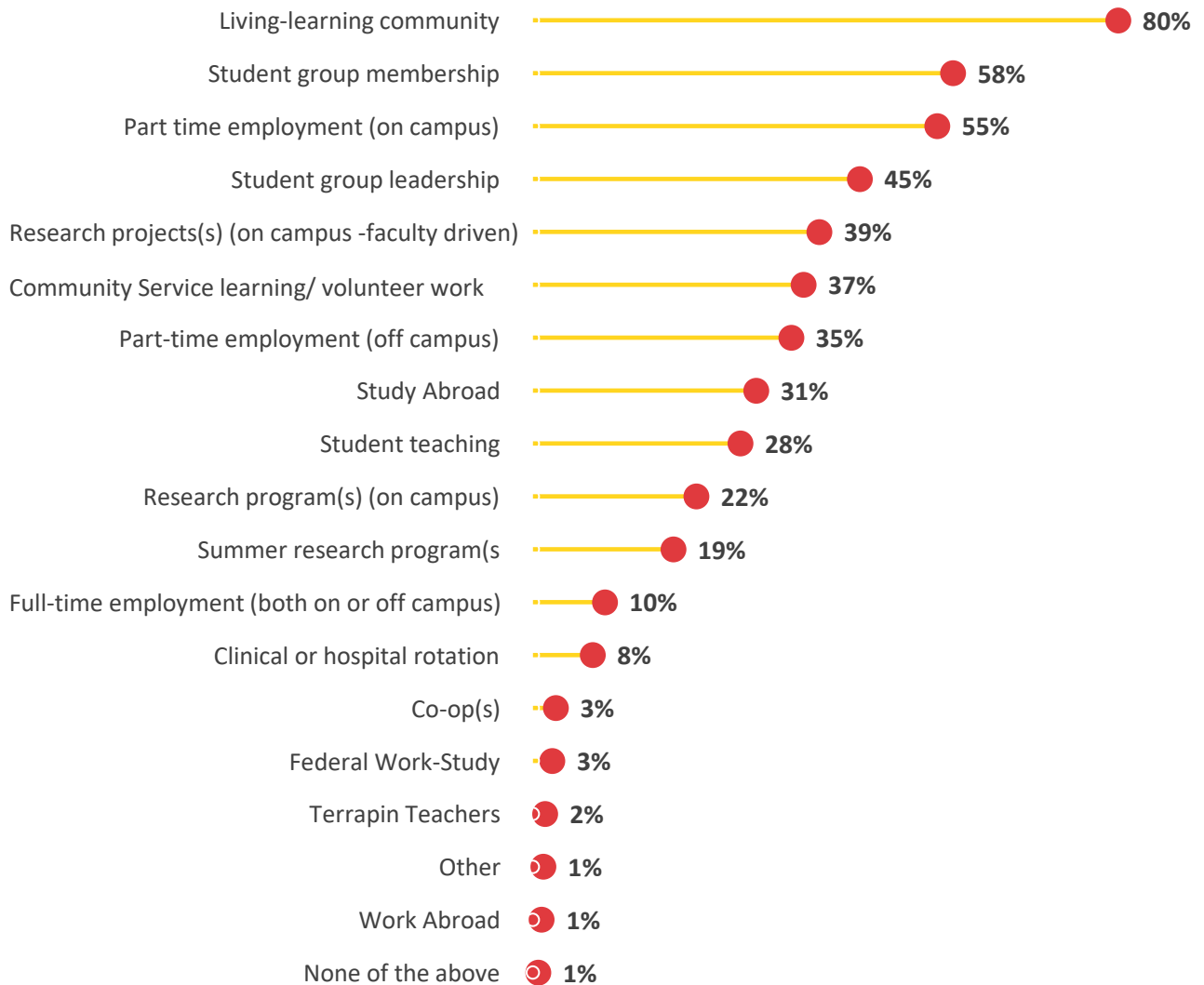
Arizona State University	<i>Geographical Sciences</i>	Massachusetts Institute of Technology	<i>Biological Sciences; Engineering</i>
Brown University	<i>Neuroscience and Cognitive Science</i>	Michigan State University	<i>Plant Science</i>
Carnegie Mellon University	<i>Compute Science; Engineering</i>	New York University	<i>Public Health</i>
Catholic University of America	<i>Physics</i>	Northwestern University	<i>Biotechnology; Chemistry; Medicine</i>
Columbia University	<i>Public Health; Theater</i>	Stanford University	<i>Engineering</i>
Cornell University	<i>Biomedical Engineering; Health Administration; Medicine; Veterinary Medicine</i>	University of California, Berkely	<i>Engineering</i>
Duke University	<i>Engineering; Statistics</i>	University of California, Los Angeles	<i>Geology</i>
George Washington University	<i>Psychology</i>	University of Maryland – College Park	<i>Accounting; Computer Science; Engineering; Fire Protection Engineering; Information Systems; Public Policy</i>
Harvard University	<i>Law</i>	University of Pennsylvania	<i>Medicine; Nursing</i>
Johns Hopkins University	<i>Engineering; Medicine; Neuroscience and Cognitive Science</i>	University of Virginia	<i>Law, Engineering</i>



OUT OF CLASSROOM EXPERIENCE

Based on 415 survey responses. *

*Graduates could select as many items as applied, unless they selected "none of the above."




Those respondents selecting "Other" most commonly wrote in items relating to "Greek" life (fraternity/sorority), being a Teaching Assistant, participating in internships, and clubs.



INTERNSHIP PARTICIPATION

Results in this section are based on 418 responses to the internship participation section of the survey.

Ninety-one percent (91%) of respondents (381 graduates) reported having at least one internship during their time at University of Maryland. Among those graduates who reported having had internship experience, the majority completed two or more internships.



Results are based on the total number of responders who provided additional details in this section survey: Eighty-seven percent (87%) of respondents who participated in internships reported having had at least one **paid** internship. Twenty-nine percent (29%) reported having had at least one internship for **academic credit**.

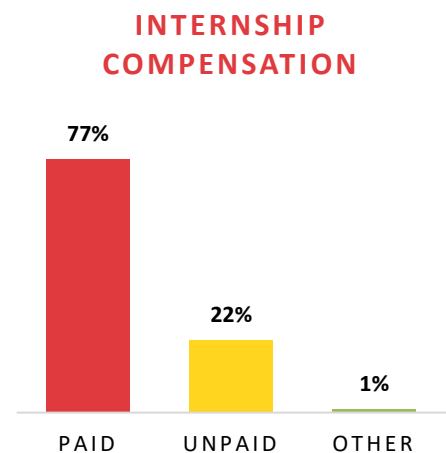
INTERNSHIP EXPERIENCES REPORTED BY GRADUATES

Among the 381 graduates who reported internships, a total of **882 internship experiences** were reported. However, results in this section are based on 200 internship experiences for which additional details were provided.

Of those internship experiences reported, 18% were academic credit-earning activities.

Additionally, 77% were paid, while 22% were unpaid, and 1% earned the participant some benefit (such as travel/parking stipend), but not full payment.

Of the 95 experiences that paid an hourly wage, the average reported income was \$20.32 per hour and the median reported income was \$20.00 per hour.



Letters and Sciences



Survey Response Rate
39%

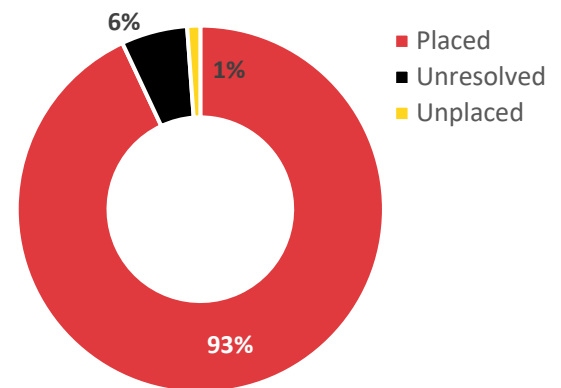


Knowledge Rate
71%

As of January 2022, data from 1,569 of 2,195 graduating students receiving a bachelor's degree from the University of Maryland between August 2020 and May 2021 had been collected, via the survey or other means, resulting in a knowledge rate of 71%. Most graduates were entering the workforce.

2021 GRADUATE OUTCOMES	#	%
Employed FT	1048	67%
Employed PT	48	3%
Continuing Education	318	20%
Volunteering or in service program	12	1%
Serving in the Military	15	1%
Starting a business	11	1%
Unplaced*	18	1%
Unresolved*	91	6%
Total	1561	100%
Not Seeking	8	

TOTAL PLACEMENT - 93%



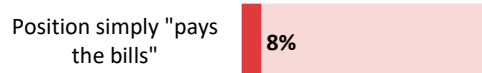
*Includes graduates who are restarting job search or had a job offer rescinded by an employer



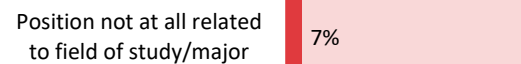
NATURE OF POSITION

Based on the 471-473 students who completed the entire employment outcome section of the survey:

92% of employment is either directly aligned with their career goals (49%) or is a stepping stone (43%) toward their ultimate career goals.



93% of employment is either directly related to their field of study/major (61%) or utilizes knowledge, skills, and abilities gained through their study (32%).





SALARY

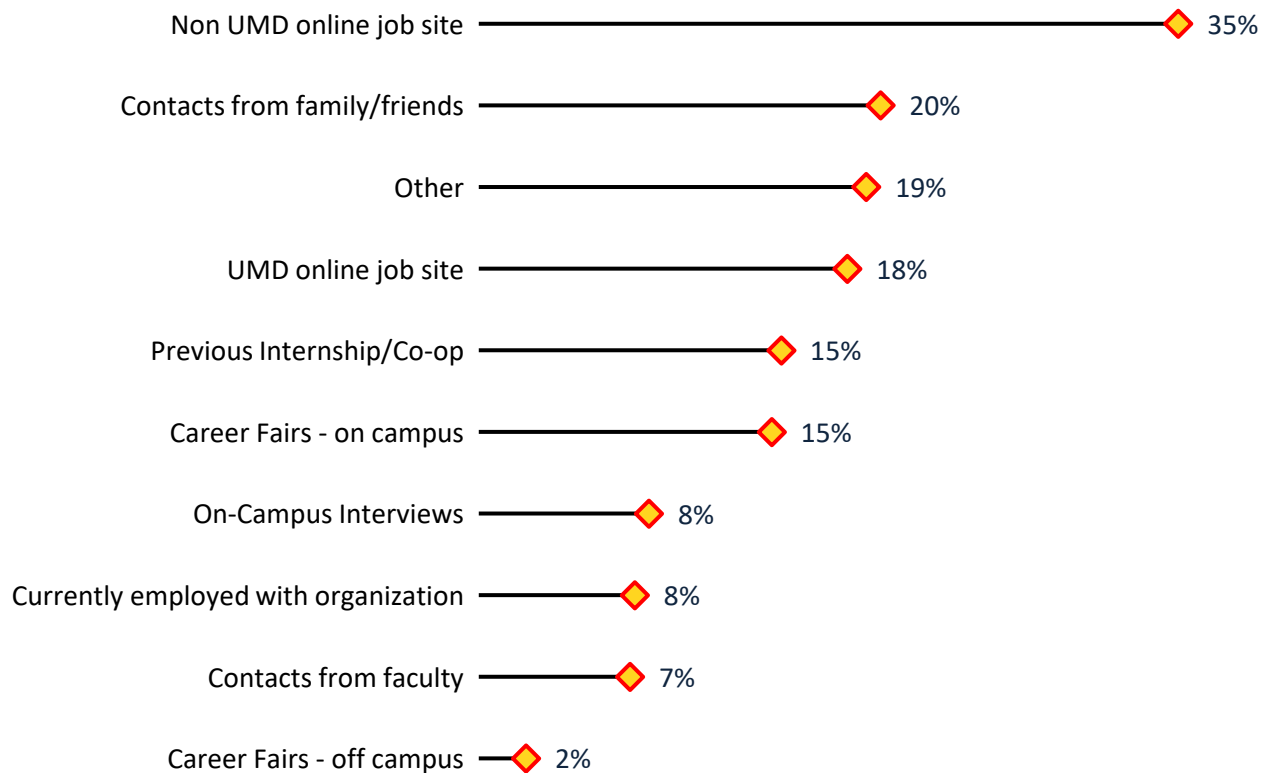
Salary information was reported by 426 graduates entering full-time employment. Of these, 131 indicated they were receiving some type of first year bonus (median bonus \$5,413).

Reported Salaries	25 th Percentile	50 th Percentile	75 th Percentile
426	\$ 48,827	\$ 65,094	\$ 74,865



EMPLOYMENT SEARCH

Method Used To Find Employment



Items entered for “Other” included applying online directly with employer/employee websites; social media (e.g., LinkedIn, Twitter); employer information meetings, dinners etc.; college Listservs/newsletters; alumni referrals; and college/clubs facilitated activities and events.

SAMPLE OF EMPLOYERS AND POSITIONS REPORTED

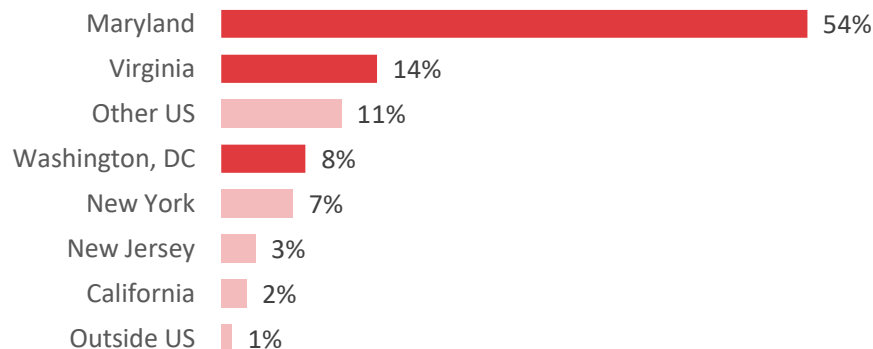
AAI Corporation	<i>Mechanical Engineer I</i>	Good360	<i>Data Specialist</i>
AEye	<i>Field Application Engineer</i>	Helen Olivia Flowers	<i>Studio Assistant and Junior Designer</i>
Art Engineering LLC	<i>Engineer</i>	Intervise	<i>Staff Accountant</i>
ASRC Federal	<i>Satellite Operations Engineer</i>	Johns Hopkins University	<i>Research Assistant</i>
AstraZeneca	<i>Associate scientist</i>	Johns Hopkins University Laboratory (JHUAPL)	<i>Electrical Engineer II</i>
Avidea Technologies	<i>Chemist-I</i>	Johnson Controls	<i>Systems Application Engineer</i>
Becton, Dickinson and Company	<i>Scientist I</i>	KBR, Inc.	<i>EOS On Console Engineer</i>
Booz Allen Hamilton	<i>Data Scientist</i>	Kiewit Corporation	<i>Estimator</i>
Cisco Systems, Inc.	<i>Associate Software Engineer</i>	Kimley-Horn	<i>Civil Analyst</i>
Contech Engineered Solutions	<i>Stormwater Design Engineer</i>	KLIK	<i>Digital Marketing Coordinator</i>
Critical Systems	<i>Sales Engineer in Training</i>	Leidos	<i>Hardware Engineer</i>
Deloitte	<i>Technology Analyst</i>	LG Energy Solution	<i>Lean Manufacturing Engineer</i>
DePanfilis & Vallerie, LLC	<i>Legal secretary</i>	Lidl US	<i>District Manager</i>
District of Columbia Government	<i>Environmental Engineer</i>	Livanta	<i>Communications Specialist</i>
Emergent BioSolutions	<i>Manufacturing associate</i>	Merkle Inc.	<i>Strategy Associate</i>
Energy Select LLC	<i>Energy Analyst</i>	Microsoft Corporation	<i>Product Marketing Manager</i>
EY	<i>Technology Consultant</i>	Montgomery County Public Schools (Snowden Farm ES)	<i>Classroom Teacher</i>
EYP	<i>Engineer, Fire Protection</i>	Morgan Stanley	<i>Wealth Management Rotational Analyst</i>
FCB Health New York	<i>Regulatory Operations Specialist</i>	Mountain Aviation	<i>Supply Chain Specialist</i>
Federal Aviation Administration	<i>Systems Engineer</i>	National Academy of Sciences	<i>Editorial Assistant</i>
Federal Deposit Insurance Corporation	<i>Economic Research Assistant</i>	National Institutes of Health (NIH)	<i>Senior Software Developer</i>
Flywheel Digital by Ascential	<i>eCommerce Retail Specialist</i>	NBC	<i>GRAPHIC DESIGNER</i>
Forbes	<i>Junior Video Producer and Editor</i>	Northrop Grumman Corporation	<i>Associate Systems Engineer</i>
GeneDX	<i>Specimen Processor</i>	Northrop Grumman Corporation	<i>Associate Test Engineer</i>

Northrop Grumman Corporation	<i>PATHWAYS Business Management Analyst</i>	Teach for America	<i>Middle School Science Teacher</i>
NVR, Inc.	<i>Production Supervisor</i>	The Boeing Company	<i>Spacecraft Systems Engineer</i>
Oogie Solutions LLC	<i>Marketing Coordinator</i>	Theradex	<i>Data Manager</i>
PBGC	<i>Management Program Analyst</i>	U.S. Army	<i>2LT</i>
Pencilmation	<i>Liaison Officer</i>	U.S. Naval Academy	<i>Civil Engineer</i>
Perspecta Labs	<i>Cyber Security Research Engineer</i>	U.S. Navy	<i>Financial Management Analyst</i>
Progress Software	<i>Employer Brand Specialist</i>	UBS Financial Services, Inc.	<i>Private Wealth Management Business Analyst</i>
Raytheon Company	<i>Associate Software Developer</i>	University of Maryland	<i>Dining Services Coordinator</i>
Richmond Kickers	<i>Professional Soccer Player</i>	VeraChem LLC	<i>Software Developer</i>
Ross Stores, Inc.	<i>Location Planning Analyst 1</i>	Whiting-Turner Contracting Company	<i>Project engineer</i>
Sargent & Lundy	<i>Transmission Line Engineer</i>	Whitman, Requardt & Associates, LLP	<i>Civil design engineer</i>
SchoolDuels	<i>Operations and Content Coordinator</i>	Whitman, Requardt & Associates, LLP	<i>Roadway Engineer</i>
South River Mortgage	<i>Underwriter</i>	Withum	<i>Staff I Accountant</i>
T. Rowe Price	<i>Business Performance Analyst, Financial Planning and Analysis</i>		



EMPLOYMENT LOCATIONS

Employment locations were identified for 607 graduates. Of the total, 76% reported employment in the region: 54% reported employment in Maryland (327), followed by 14% in Virginia (87), and 8% in Washington, DC (159).





STARTING A BUSINESS/ORGANIZATION

Eleven (11) graduates reported that they started their own business or organization. Not all that indicated starting a business provided names or descriptions. The following were verified via internet searches:

AE Quality Landscaping LLC	<i>A family-owned landscape maintenance company that follows best practices and provides services including lawn services, plant installation, masonry, concrete, 3D modeling, landscape design, and landscape renders</i>
Camp Segal LLC	<i>A company that offers a series of small summer sports camps and activities for kids in elementary and middle school in New Jersey and New York</i>
UFlourish Consulting	<i>A branding consultancy that offers brand discovery, development, design, and delivery to individuals and small businesses</i>



SERVICE/VOLUNTEER PROGRAMS

Twelve (12) graduates reported plans to participate in a service or volunteer program after graduation. Programs reported include:

- ☑ **AmeriCorps (3)**
- ☑ **International Rescue Committee (1)**
- ☑ **Chesapeake Conservation Corps (1)**
- ☑ **Jewish Service Corps (1)**



CONTINUING EDUCATION

Three hundred and eighteen (318) graduates reported that they would be continuing their education as their main pursuit after graduation. The most popular areas of study include law, engineering, accounting, public health, public policy, finance, and pharmacy.

TYPE OF DEGREE/PROGRAM	#	%
Associate's	2	1%
Second Bachelor's	2	1%
Health Professional (MD, DO, Pharm.D, Au.D, etc.)	18	6%
Law (JD)	14	4%
Masters/MBA	209	66%
Ph.D. or Doctoral	14	4%
Certificate	4	1%
Non-degree Seeking (Post-bac., Cont. Edu. Credits)	1	0%
Unspecified	54	17%

TOTAL
318
100%
SAMPLE OF UNIVERSITIES AND PROGRAMS REPORTED

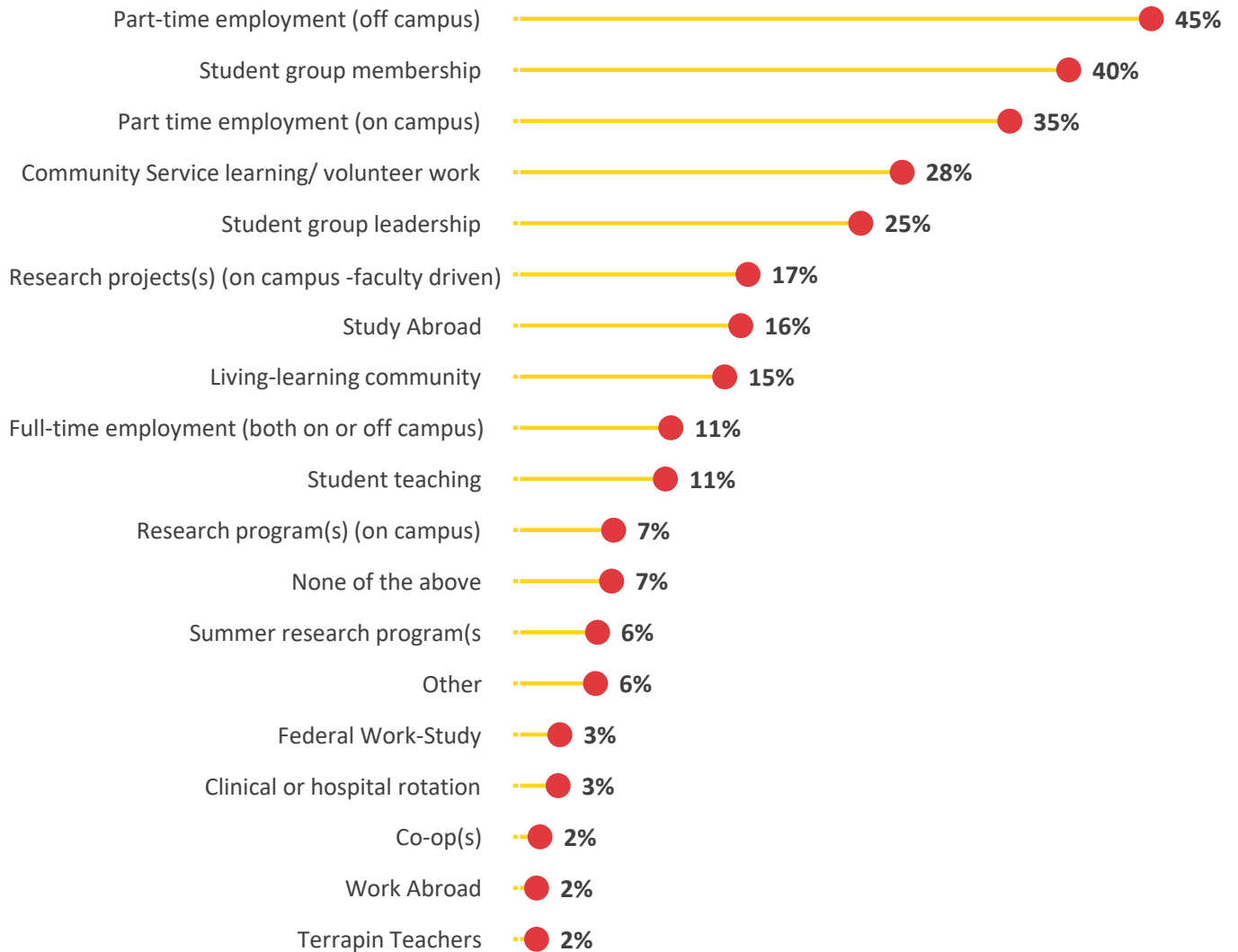
American University	<i>Law; Terrorism/Homeland Security</i>	Johns Hopkins University	<i>Biological Sciences; Education; Health Policy and Management; Nursing</i>
Boston University	<i>Global Developmental Economics; Psychology; Social Work</i>	National Tsing Hua University	<i>Engineering</i>
Brooklyn law School	<i>Law</i>	New York University	<i>Occupational Therapy; Public Health; Social Work</i>
Catholic University of America	<i>Architecture; Law</i>	Northwestern University	<i>Audiology</i>
Columbia University	<i>Statistics</i>	Stanford University	<i>Engineering</i>
Drexel University	<i>Construction Management; Family Therapy</i>	University of Maryland-- College Park (MD)	<i>Accounting; Applied Economics; Architecture; Human Computer Interaction; Quantitative Finance; Machine Learning</i>
Duke University	<i>Biological Sciences</i>	University of Miami	<i>Law</i>
Emory University	<i>Law</i>	University of Michigan	<i>Information Systems</i>
Florida International University	<i>Education</i>	University of Pennsylvania	<i>Mechanical Engineering; Finance</i>
George Washington University	<i>Anatomical Translational Science; Engineering; History; Homeland Security</i>	University of Texas at Austin	<i>Geological Sciences</i>
Georgetown University	<i>Psychology and Biophysics; Real Estate Development</i>	University of Washington – Seattle	<i>Human Computer Interaction</i>



OUT OF CLASSROOM EXPERIENCE

Based on 784 survey responses. *

*Graduates could select as many items as applied, unless they selected “none of the above.”



Those respondents selecting “Other” most commonly wrote in items relating to “Greek” life (fraternity/sorority), being a Teaching Assistant, NAVY ROTC, participating in clubs and sports, and participating in internships.

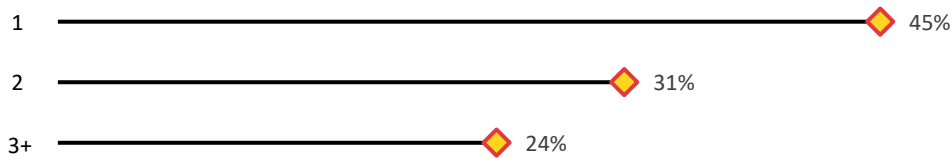


INTERNSHIP PARTICIPATION

Results in this section are based on 805 responses to the internship participation section of the survey.

Seventy percent (70%) of respondents (566 graduates) reported having at least one internship during their time at University of Maryland. Among those graduates who reported having had internship experience, the majority completed two or more internships.

Number of Internships



Results are based on the total number of responders who provided additional details in this section survey: Seventy-seven percent (77%) of respondents who participated in internships reported having had at least one **paid** internship. Thirty-one percent (31%) reported having had at least one internship for **academic credit**.

INTERNSHIP EXPERIENCES REPORTED BY GRADUATES

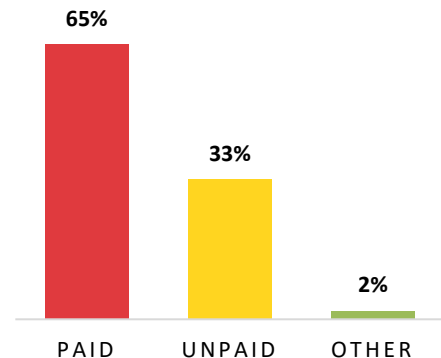
Among the 566 graduates who reported internships, a total of **1,084 internship experiences** were reported. However, results in this section are based on 212 internship experiences for which additional details were provided.

Of those internship experiences reported, 23% were academic credit-earning activities.

Additionally, 65% were paid, while 33% were unpaid, and 2% earned the participant some benefit (such as travel/parking stipend), but not full payment.

Of the 105 experiences that paid an hourly wage, the average reported income was \$18.11 per hour and the median reported income was \$16.00 per hour.

INTERNSHIP COMPENSATION



Undergraduate Studies



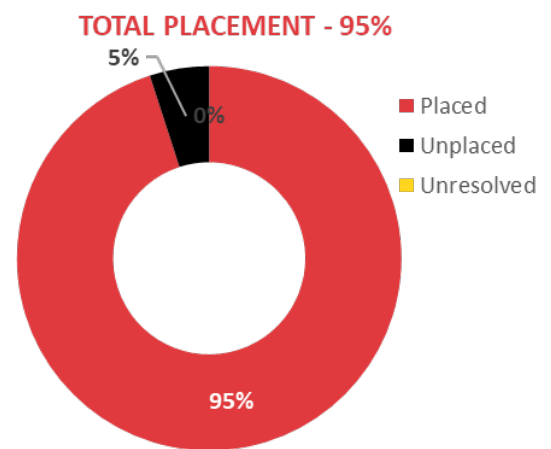
Survey Response Rate
25%



Knowledge Rate
83%

As of January 2022, data from 19 of 24 graduating students receiving a bachelor's degree from the University of Maryland between August 2020 and May 2021 had been collected, via the survey or other means, resulting in a knowledge rate of 90%. Most graduates were entering the workforce.

2021 GRADUATE OUTCOMES	#	%
Employed FT	14	74%
Employed PT	0	0%
Continuing Education	5	26%
Volunteering or in service program	0	0%
Serving in the Military	0	0%
Starting a business	0	0.0%
Unplaced*	0	0%
Unresolved*	0	0%
Total	19	100%
Not Seeking	0	



**Includes graduates who are restarting job search or had a job offer rescinded by an employer*



NATURE OF POSITION

There were too few responses to these sections of the survey to generate statistics that can be generalized. However, of those that responded, **all** indicated their position was directly aligned with their career goals or a stepping stone toward their ultimate career goals.



SALARY

There were too few responses to these sections of the survey to generate statistics that can be generalized.



EMPLOYMENT SEARCH

There were too few responses to this section of the survey to generate statistics that can be generalized.

SAMPLE OF EMPLOYERS AND POSITIONS REPORTED

CASH Campaign of Maryland	<i>Program Associate</i>
Chemonics International	<i>Senior Associate</i>
Delaney & Keffler	<i>Legal Assistant</i>
Center for European Policy Analysis	<i>Executive Office Assistant</i>
Families USA	<i>Policy Project Coordinator</i>
Helen Olivia Flowers	<i>Studio Assistant and Junior Designer</i>
ID.me	<i>Account Support Representative</i>
IFC	<i>Project Assistant, Infectious Disease Detection and Surveillance</i>
Independent	<i>Animator</i>
Raise The Barr	<i>Digital Communications Intern</i>
United States Department of the Navy	<i>Transportation Specialist</i>
University of Maryland	<i>Undergraduate Teaching Assistant</i>
University of Maryland	<i>University of Maryland Life Safety</i>



EMPLOYMENT LOCATIONS

There were too few responses to this section of the survey to generate statistics that can be generalized.



STARTING A BUSINESS/ORGANIZATION

There were too few responses to this section of the survey to generate statistics that can be generalized.



SERVICE/VOLUNTEER PROGRAMS

There were too few responses to this section of the survey to generate statistics that can be generalized.



CONTINUING EDUCATION

Five (5) graduates reported that they would be continuing their education as their main pursuit after graduation based on survey, clearing house and other data. The areas of study include public policy, nursing, engineering, and illustration.

TYPE OF DEGREE/PROGRAM	#	%
Associate's	0	0%
Second Bachelor's	0	0%
Health Professional (MD, DO, Pharm.D, Au.D, etc.)	0	0%
Law (JD)	0	0%
Masters/MBA	4	80%
Ph.D. or Doctoral	0	0%
Certificate	0	0%
Non-degree Seeking (Post-bac., Cont. Edu. Credits)	0	0%
Unspecified	1	20%
TOTAL	5	100%

SAMPLE OF UNIVERSITIES AND PROGRAMS REPORTED

Penn State University	<i>Engineering</i>
Savanah College of Art and Design	<i>Illustration</i>
University of Maryland--College Park	<i>Public Policy</i>
University of Maryland School of Nursing	<i>Nursing</i>

OUT OF CLASSROOM EXPERIENCE

There were too few responses to this section of the survey to generate statistics that can be generalized.

INTERNSHIP PARTICIPATION

There were too few responses to this section of the survey to generate statistics that can be generalized.

APPENDIX I

GRADUATION SURVEY QUESTIONNAIRE 2020-2021 VERSION

The University Career Center & The President's Promise will use Qualtrics and load information about graduating students as a panel for the survey. University identification numbers will link responses to records.

Post-Graduation Information:

1. Which of the following best describes your status AFTER graduation?

(Choose the one option that BEST describes your status)

- a) Employed full-time (on average 30 hours or more per week) [\(GO TO EMPLOYMENT\)](#)
- b) Employed part-time (on average less than 30 hours per week) [\(GO TO EMPLOYMENT\)](#)
- c) Starting my own business/organization [\(GO TO ENTREPRENEUR\)](#)
- d) Participating in a volunteer or service program (e.g., Peace Corps) [\(GO TO VOLUNTEER\)](#)
- e) Serving in the U.S. Armed Forces (any branch) [\(GO TO MILITARY\)](#)
- f) Accepted into a program of continuing education (e.g., Graduate School) [\(GO TO STUDY\)](#)
- g) Actively seeking employment or starting job search [\(GO TO EXPERIENCES\)](#)
- h) Applied to graduate school/continuing education but not yet accepted [\(GO TO EXPERIENCES\)](#)
- i) Not seeking employment or continuing education at this time [\(GO TO NOT SEEKING\)](#)

IF PLACED (a, b, c, d, e or f from above):

When did you accept/confirm your post-graduation plans?

- a) Before graduation
- b) Within one month after graduation
- c) Within three months after graduation
- d) Later than three months after graduation

2. What is your post-graduation email address? <<EMAIL INPUT>>

Employment After Graduation:

3. Which of the following categories BEST describes your employment:

- a) Employed on a full-time or part-time basis as an employee of a company/organization
- b) Employed in a temporary work assignment
- c) Employed on a freelance basis
- d) Employed in a postgraduate internship or fellowship

4. Which of the following BEST describes the nature of your employment:
- Employed in a position that is directly aligned with my career goals
 - Employed in a position that is a stepping stone toward my ultimate career goals
 - Employed in a position that just “pays the bills”
5. How is your employment related to your field of study/major?
- Directly related to my field of study/major
 - Utilizes knowledge, skills and abilities gained through my study at UMD, but not directly related
 - Not at all related
6. Name of Employing Organization
<< PICKLIST – EMPLOYING ORGANIZATION >>
OR: other: **<<TEXT BOX>>**
7. Position Title: **<<TEXT BOX>>**
8. Position Location – city, state, and country
<<PICKLIST - LOCATIONS>>
9. Annual Base Salary amount in U.S. Dollars - not including bonuses, commission, or overtime:
<<PICKLIST – SALARY RANGES>>
10. Guaranteed first-year bonus amount in U.S. Dollars, if you are receiving one (e.g., sign-on and/or year-end):
<<PICKLIST – RANGE OF AMOUNT>>
11. How did you obtain your post-graduate employment? (*Select ALL that apply*)
- On-Campus Interviews
 - Previous Internship/Co-op
 - Career Fairs – on campus
 - Career Fairs – off campus
 - UMD online job site (e.g., Careers4Terps, HireSmith)
 - Non-UMD online job site
 - Contacts from faculty member
 - Contacts from family/friends
 - Currently employed with organization
 - Newspaper
 - Other: **<<WRITE IN>>**
12. How many job offers did you receive? **<<NUMERICAL INPUT>>**

END OF SECTION – [GO TO EXPERIENCES](#)

Starting Own Business/Organization:

13. Name of your business/organization: <<TEXT BOX>>
14. Which industry is your business/organization in? <<PICKLIST - INDUSTRY>>
15. Location of your business/organization: <<PICKLIST - LOCATIONS>>
16. Describe the purpose/goals of your business/organization: <<TEXT AREA – 140 CHARACTERS>>
17. Did you participate in or utilize any of the following entrepreneurship-related academic programs, events, or university resources while at UMD? *(Select all that apply)*
- | | |
|--|---|
| a) ACC Clean Energy Challenge | r) Minor in Technology Entrepreneurship through Mtech |
| b) Be the Solution Business Plan Competition | s) Mtech TERP Startup Lab |
| c) Bitcamp | t) Mtech Venture Accelerator |
| d) China Business Plan Competition | u) No Limits Social Impact Pitch Competition |
| e) Cupid's Cup | v) Office of Technology Commercialization |
| f) Dingman Center for Entrepreneurship | w) Pitch Dingman |
| g) Dingman Jumpstart | x) Smith Entrepreneurship Fellows Program |
| h) Do Good Challenge | y) Social Enterprise Symposium |
| i) Entrepreneurship Academy | z) Social Innovation Fellows Program |
| j) HCL Mobility Contest | aa) Technology Advancement Program |
| k) Heal the Turtle | bb) Terp Marketplace |
| l) Hillman Entrepreneurs | cc) UM Ventures |
| m) Hinman CEOs | dd) UMD Startup Boot Camp |
| n) Honors: Entrepreneurship and Innovation (EIP) Program | ee) University of Maryland Business Model Challenge |
| o) Innovate 4 Healthcare | |
| p) Innovation Office Hours | |
| q) Maryland Intellectual Property Legal Resource Center | |
18. Can we contact you in the future for more information about your business/organization?
<<YES/NO>>
If yes -> Please provide the following contact information:
Name:
Title:
Email Address:
Phone Number:

END OF SECTION – [GO TO EXPERIENCES](#)

Volunteer/Service Programs

19. Name of Organization

- a) AmeriCorps
- b) Boys Hope Girls Hope
- c) Christian Appalachian Project
- d) CitizenCorps
- e) City Year
- f) Coro Foundation
- g) EarthCorps
- h) EarthWatch Institute
- i) Global Citizens Network
- j) Green Corps
- k) Habitat for Humanity
- l) Jesuit Volunteer Corps
- m) Jewish Service Corps
- n) MatchCorps
- o) Mercy Volunteer Corps
- p) Peace Corps
- q) Service Civil International
- r) Service for Peace
- s) Teach For America
- t) Teacher Fellows Programs
- u) The Catholic Volunteer Network
- v) The Student Conservation Association
- w) United Planet
- x) Volunteers for Peace
- y) World Teach
- z) YouthBuild U.S.A.
- aa) other: <<WRITE IN>>

20. Assignment Location – city, state, and country

<<PICKLIST - LOCATIONS>>

21. Role or Title: <<TEXT BOX>>

22. How did you obtain this opportunity? (*Select ONE option that BEST fits*)

- a) On-Campus Interviews
- b) Previous Internship/Co-op
- c) UMD Career Fairs
- d) Non-UMD Career Fairs
- e) UMD online job site (e.g. Careers4Terps, HireSmith)
- f) Non-UMD online job site
- g) Contacts from faculty member
- h) Contacts from family/friends
- i) Currently employed with organization
- j) Newspaper
- k) Other: <<WRITE IN>>

23. What pay, stipend, and/or benefits are you receiving for participation in this volunteer/service program? <<TEXT AREA>>

END OF SECTION – [GO TO EXPERIENCES](#)

U.S. Military Service

24. Service Branch

- a) Army
- b) Marine Corps
- c) Navy
- d) Air Force
- e) Coast Guard

25. Rank <<PICKLIST – MILITARY RANKS>>

END OF SECTION – [GO TO EXPERIENCES](#)

Continuing Education

26. Name of institution:

<<PICKLIST - INSTITUTIONS>>

OR: other: <<WRITE IN>>

27. Are you participating in an online or distance education program? <<YES/NO>>

If no -> 27b. Location of Institution: <<PICKLIST - LOCATIONS>>

28. Program of study:

<<PICKLIST - PROGRAM OF STUDY>>

OR: other: <<WRITE IN>>

29. Type of degree you are pursuing:

- a) Certificate/Certification
- b) Associate degree
- c) Second Bachelor's Degree
- d) Master's Degree
 - i. Master of Arts (M.A.)
 - ii. Master of Science (M.S.)
 - iii. Master of Business Administration (M.B.A.)
 - iv. Master of Education (M.Ed.)
 - v. Master of Fine Arts (M.F.A.)
 - vi. Master of Information Management (M.I.M.)
 - vii. Master of Library Science (M.L.S.)
 - viii. Master of Public Administration (M.P.A.)
 - ix. Master of Public Health (M.P.H.)
 - x. Master of Social Work (M.S.W.)
 - xi. Other Master's Degree: <<WRITE IN>>
- e) Doctoral Degree

- i. Doctor of Philosophy (Ph.D.)
 - ii. Doctor of Education (Ed.D.)
 - iii. Doctor of Business Management (D.B.A.)
 - iv. Doctor of Public Administration (D.P.A.)
 - v. Doctor of Computer Science (D.Comp.Sci)
 - vi. Doctor of Theology (D.Th.)
 - vii. Other Doctoral Degree: <<WRITE IN>>
- f) Juris Doctorate (J.D.)
- g) Nursing Degree
- i. Associate degree
 - ii. Bachelor of Science in Nursing (BSN)
 - iii. Master of Science in Nursing (MSN)
 - iv. Doctor of Nursing Practice (DNP)
- h) Medical Degree
- i. Doctor of Medicine (M.D.)
 - ii. Doctor of Osteopathic Medicine (D.O.)
 - iii. Doctor of Dental Surgery (D.D.S.)
 - iv. Doctor of Dental Medicine (D.M.D.)
 - v. Doctor of Veterinary Medicine (D.V.M.)
 - vi. Doctor of Audiology (Au.D.)
 - vii. Other Medical Degree: <<WRITE IN>>
- i) Other: <<WRITE IN>>

END OF SECTION – [GO TO EXPERIENCES](#)

Not Seeking Employment or Continuing Education at this time

30. If you will not be working, seeking employment, or pursuing further education, why?
- a) Caring for children/family members
 - b) Taking time for my own health
 - c) Working on a personal project (e.g., book, artistic endeavor)
 - d) Engaging in service or unpaid work
 - e) Traveling or taking time off
 - f) Other: <<WRITE IN>>

END OF SECTION – [GO TO EXPERIENCES](#)

Experiences while at UMD (EXPERIENCES)

31. How many internships did you have while at UMD? <<NUMERICAL INPUT>>

32. Which of the following experiences did you participate in while enrolled at UMD?

(Mark ALL that apply)

- | | |
|---|---|
| a) Part-time employment – on campus | k) Study abroad |
| b) Part-time employment – off campus | l) Work abroad |
| c) Full-time employment – both on or off campus | m) Community service learning/volunteer work |
| d) Federal Work-Study | n) Student group leadership |
| e) Research program(s) – on campus (e.g., GEMSTONE, FIRE) | o) Student group membership |
| f) Research project(s) – on campus (faculty driven) | p) Living-learning community (e.g., Honors, Scholars, Beyond the Classroom, Language House) |
| g) Summer research program(s) | q) Terrapin Teachers |
| h) Co-op(s) | r) Other: <<WRITE IN>> |
| i) Student teaching | s) None of the above |
| j) Clinical or hospital rotation | |

If respondent selects options (a), (b), (c), or (d) in question 31, display question 33:

33. How many hours, on average, did you work per week? <<PICKLIST – HOUR RANGES>>

If respondent selects option (p) “None of the above” in question 32, display question 34:

34. What prevented you from participating in any of those experiences while enrolled at UMD?

(Choose all that apply)

- a) Was not interested
- b) Academic workload
- c) Financial constraints
- d) Not sure how/where to find information
- e) Did not have reliable transportation
- f) Commuter/distance to campus
- g) Family responsibilities
- h) Other: <<WRITE IN>>

Internships while at UMD

This section is displayed if the respondent indicates a number of internships in Question 31 that is greater than zero. The section (questions 35 through 41) is repeated for each internship up to a total of 10.

You indicated that you participated in [fill # internships] internship(s) while at UMD.

We will ask questions about each internship in turn.

Please answer the questions on this page about your [fill ordinal number] internship.

35. For your [fill ordinal number] internship, what was the name of the business or organization you worked for? <<TEXT BOX>>

36. What was your title or job function? <<TEXT BOX>>

37. Was your [fill ordinal number] internship paid?

NOTE: Other refers to internships that did not provide a salary, hourly wage, or monetary stipend, but did provide benefits such as housing, travel, etc.

- a) yes
- b) no
- c) other

If respondent selects “yes” in question 37, display question 38:

38. How much were you paid for this internship? (Please indicate hourly wage, salary, or stipend amount) <<TEXT BOX>>

39. Did you receive academic credit for this internship? <<YES/NO>>

40. In what semester did you participate in this internship? <<PICKLIST – SEMESTER AND YEAR>>
(if the internship continued throughout more than one semester, list the last semester you participated in this internship)

41. As a result of THIS internship:

- a) I accepted full-time employment with this organization.
- b) I received an offer for full-time employment with this organization but did not accept it.
- c) I applied for full-time employment with this organization but did not receive an offer.
- d) I did not apply for full-time employment with this organization.

END OF SURVEY

2021 Graduation Survey Report

Bachelor's Level Graduates

Compiled by the University Career Center & The President's Promise

Report Design & Layout

Evelyn Hausler & Sharon Ousman

Cover Design

Michelle Watson



UNIVERSITY OF
MARYLAND

The **Graduation Survey** is administered by the University Career Center & The President's Promise (the Center). The survey captures career-related outcomes of bachelor's degree level graduates, as well as data on participation in co-curricular and extracurricular activities during the graduate's tenure at the University of Maryland, College Park.

University Career Center & The President's Promise

3100 Hornbake Library, South Wing, College Park, MD 20742

For more information, please contact the Center at: 301.314.7225 or gsurvey@umd.edu
careers.umd.edu