



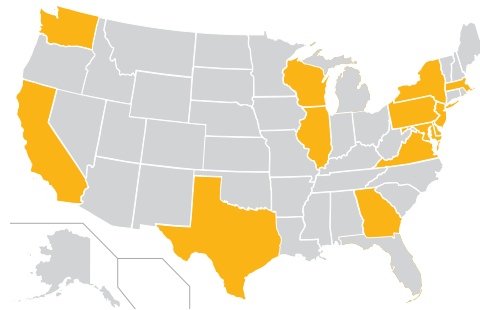
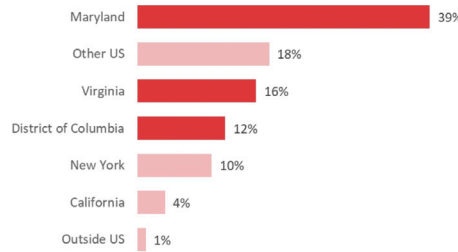
96% of bachelor's degree recipients are **Employed and/or Pursuing continuing education** within 6 months of graduation.

75% Knowledge Rate Data was collected on 6,172 of 8,232 graduating students receiving a bachelor's degree from UMD between August 2021 and May 2022.

Top Employers

- Northrop Grumman
- Deloitte
- Capital One
- Amazon
- University of Maryland, College Park
- EY
- Accenture
- KPMG
- Morgan Stanley
- Google
- National Institutes of Health (NIH)
- Lockheed Martin
- Amazon Web Services (AWS)
- Microsoft
- The Johns Hopkins University
- Applied Physics Lab (JHUAPL)
- Montgomery County Public Schools (MCPS)
- Meta Platforms, Inc.
- Fannie Mae
- Booz Allen Hamilton
- PwC
- Clark Construction Group, LLC
- Naval Air Systems Command (NAVAIR)
- JP Morgan Chase & Co.
- Bank of America
- Goldman Sachs Group, Inc.
- Whiting-Turner Hughes Network Systems, LLC
- Freddie Mac
- Apple
- U.S. Department of Defense

Employer Locations



TOP 10 CITIES OUTSIDE OF MD/DC/VA

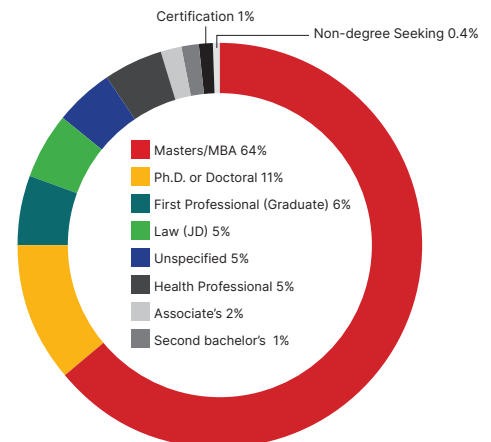


67% of graduates are employed within the DMV region

Top 25 Graduate & Professional Schools

- University of Maryland - College Park
- University of Maryland - Baltimore
- George Washington University
- Johns Hopkins University
- Towson University
- Georgetown University
- New York University
- Boston University
- Columbia University
- George Mason University
- University of Pennsylvania
- University of Delaware
- University of Maryland Global Campus
- Georgia Institute of Technology
- Howard Community College
- University of Michigan
- Cornell University
- Northwestern University
- Rutgers University
- University of Baltimore
- Emory University
- University of Virginia
- Drexel University
- Carnegie Mellon University
- University of Texas at Austin

Degrees being pursued



SALARY RANGE

Salary information was reported by 1,935 graduates entering full-time employment. Of these, 726 indicated they were receiving some type of first year bonus (median bonus \$5,910.05).

Reported Salaries	25 th Percentile	50 th Percentile	75 th Percentile
1,935	\$54,820.46	\$71,648.38	\$83,395.66

NATURE OF POSITION


95%

of employment is either directly aligned with their career goals (60%) or is a stepping stone (35%) toward their ultimate career goals.



96%

of employment* is either directly related to their field of study/major (70%) or utilizes knowledge, skills, and abilities gained through their study (26%).



2022 GRADUATE OUTCOMES

67%
Employed Full Time

21%
Continuing Education

6%
Employed Part Time

1%
Starting a business

1%
Serving in the military

0.4%
Volunteering or in service program

4%
Unresolved**

0.4%
Unplaced**

SUMMARY

96%

TOTAL PLACEMENT

4%

UNRESOLVED**

0.4%

UNPLACED**

View the full report

go.umd.edu/gradsurvey2022

*Employment includes volunteering, starting a business, and serving in the military

**Includes graduates who are restarting their job search or had a job offer rescinded by an employer