

CLASS OF 2024

CAREER OUTCOMES



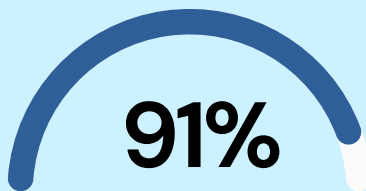
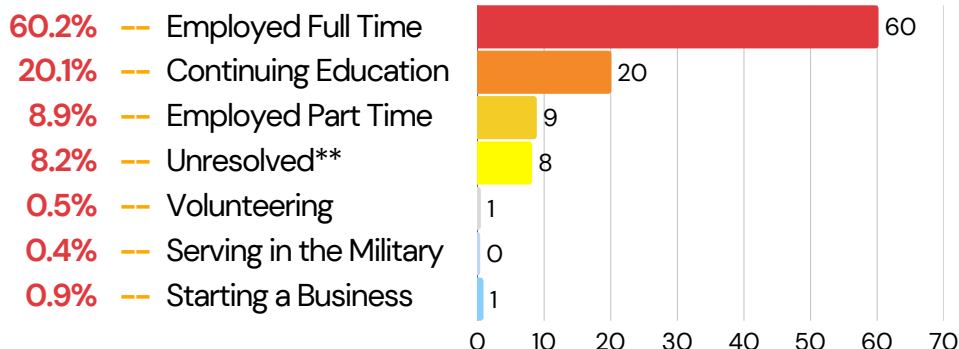
UNIVERSITY OF
MARYLAND

TOP EMPLOYERS

Accenture Federal Services
Amazon Web Services (AWS)
Amazon.com, Inc.
Booz Allen Hamilton, Inc.
Capital One
Deloitte LLP
EY
Fannie Mae
Freddie Mac
GEICO
J.P. Morgan Chase & Co.
Johns Hopkins University Applied Physics
Laboratory (JHUAPL)
Johns Hopkins University School of Medicine
KPMG LLP
Leidos
Marriott International, Inc.
Microsoft Corporation
Montgomery County Public Schools
Morgan Stanley
National Institutes of Health (NIH)
National Security Agency (NSA)
Naval Air Systems Command (NAVAIR)
Northrop Grumman
PepsiCo, Inc.
PricewaterhouseCoopers LLP
T. Rowe Price Group, Inc.
U.S. Department of Defense (DoD)
U.S. House of Representatives
University of Maryland, College Park
Whiting-Turner Contracting Company

**the list is represented in alphabetical order*

2024 GRADUATE OUTCOMES



of bachelor's degree recipients
are **Employed** and/or **Pursuing
continuing education** within 6
months of graduation.

70% Knowledge Rate

Data was collected on 5,247 of 7,547 graduating
students receiving a bachelor's degree from UMD
between August 2023 and May 2024.

NATURE OF POSITION

95%

of employment is either directly aligned with
their **career goals** (56%) or is a stepping stone
(39%) toward their ultimate **career goals**.

96%

of employment* is either directly related to their
field of study (68%) or utilizes **knowledge, skills,
and abilities** gained through their study (28%).



VIEW THE
FULL REPORT

[go.umd.edu/
gradsurvey2024](https://go.umd.edu/gradsurvey2024)

\$74K

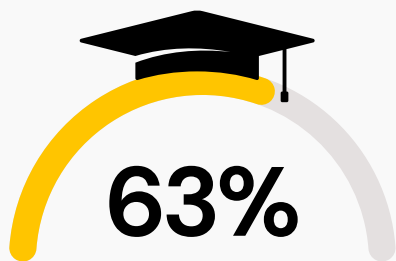


MEDIAN SALARY RANGE

Salary information was reported by
1,409 graduates entering full-time
employment.

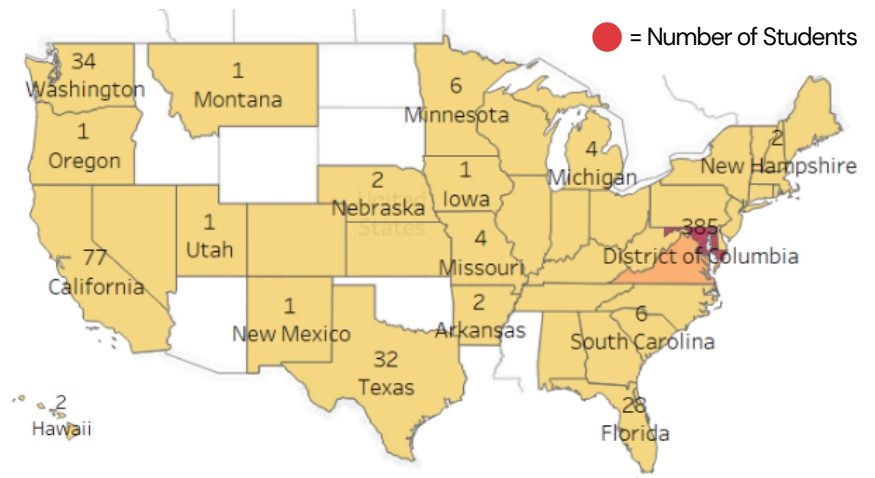
TOP 25 GRADUATE & PROFESSIONAL SCHOOLS

University of Maryland, College Park
 University of Maryland, Baltimore
 Towson University
 Johns Hopkins University
 Georgetown University
 George Washington University
 New York University
 Columbia University
 University of Maryland Global Campus
 Carnegie Mellon University
 University of Baltimore
 Rutgers University
 University of North Carolina
 Northeastern University
 Duke University
 Drexel University
 Boston University
 American University
 Villanova University
 Northwestern University
 University of Delaware
 Montgomery College
 Georgia Institute of Technology
 Cornell University
 University of Virginia



Masters/ MBA degrees
 being pursued

EMPLOYMENT LOCATIONS



| | | |
|--------------------------|-------------------|-----------------|
| 1,558 Maryland | 25 Illinois | 6 Indiana |
| 402 Virginia | 17 North Carolina | 5 Arizona |
| 325 District of Columbia | 16 Connecticut | 4 Missouri |
| 259 New York | 15 Ohio | 4 Michigan |
| 77 California | 15 Georgia | 3 West Virginia |
| 72 New Jersey | 15 Colorado | 3 Kentucky |
| 55 Massachusetts | 14 Wisconsin | 2 Rhode Island |
| 55 Pennsylvania | 10 Delaware | 2 New Hampshire |
| 34 Washington | 6 Tennessee | 2 Nebraska |
| 32 Texas | 6 South Carolina | 2 Maine |
| 28 Florida | 6 Minnesota | 2 Kansas |



71%

of graduates are
 employed within
 the DMV region



47%

of graduates found
 employment via
 Internship

77%

of respondents who participated in internships
 reported having had **at least one paid internship**
 and 37% reported having had at least one
 internship for academic credit.

MODALITY OF WORK

Out of 1,746 responses, most alumni
 were working in either a hybrid or
 in-person arrangement, with a small
 fraction still undecided about their
 work location.

6.0

% Remote

41.1

% Hybrid

51.8

% On-Site

DISCLAIMER:

In some cases, percentages do not sum to 100%. For questions where graduates could "check all that apply," denominators are based on total number of graduates completing that question, not on total number of checks reported for all categories in that question.